

WATER SUPPLY UNIVERSAL WIDE TOLERANCE COUPLING DUCTILE IRON FOR RIGID PIPES

Water supply universal wide tolerance coupling ductile iron for water supply, drinking water, watering and distribution networks.

Direct mounting on pipe without dismantling the fitting.

French water agreement ACS for drinking water.



Size : DN50 to DN400
Connection : For rigid pipes
Min Temperature : +0°C
Max Temperature : +60°C
Max Pressure : 16 Bars up to DN200, 10 bars over
Specifications : Ductile iron body
Direct mounting on the pipe
EPDM gasket

Materials : Ductile iron EN GJS-500-7

WATER SUPPLY UNIVERSAL WIDE TOLERANCE COUPLING DUCTILE IRON FOR RIGID PIPES**SPECIFICATIONS :**

- Ductile iron body
- EPDM gasket
- Anti-corrosion Geomet 500 grade B coated bolting
- Epoxy painting blue color RAL 5017, 250 μ thickness

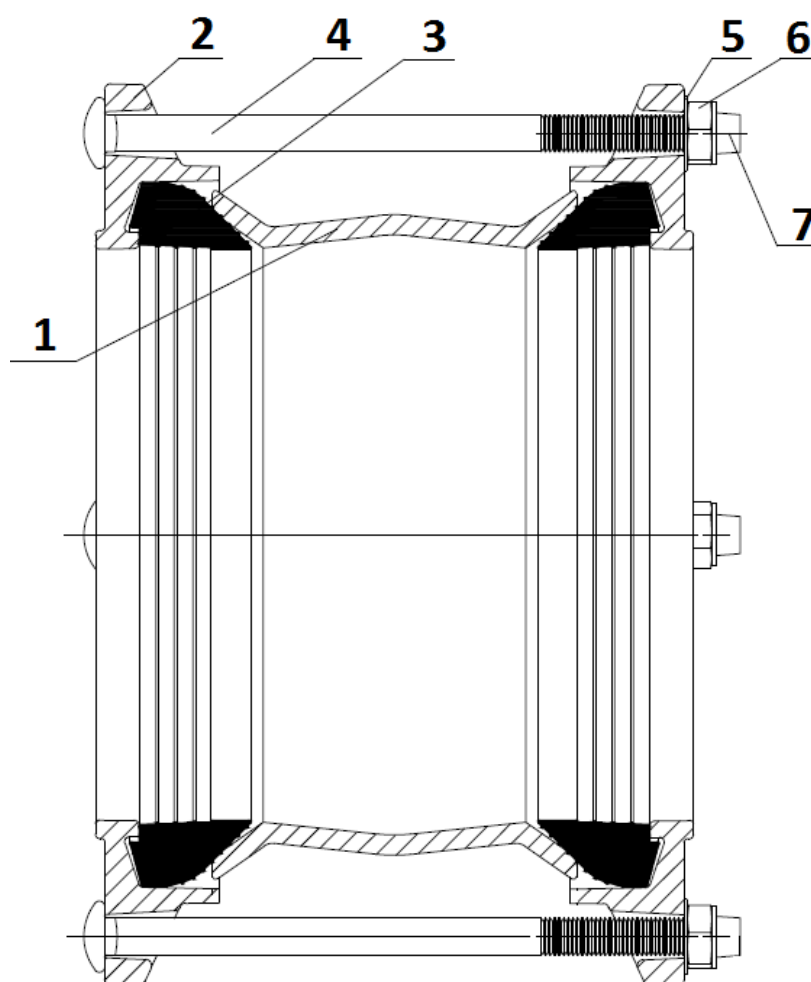
USE:

- Water supply and distribution networks
- Suitable for rigid pipes, such as cast iron, carbon steel, PVC, asbestos cement
- Not suitable for PE pipes
- Min and max Temperature Ts : + 0°C to + 60°C
- Max Pressure Ps : 16 bars up to DN200, 10 bars over

RANGE :

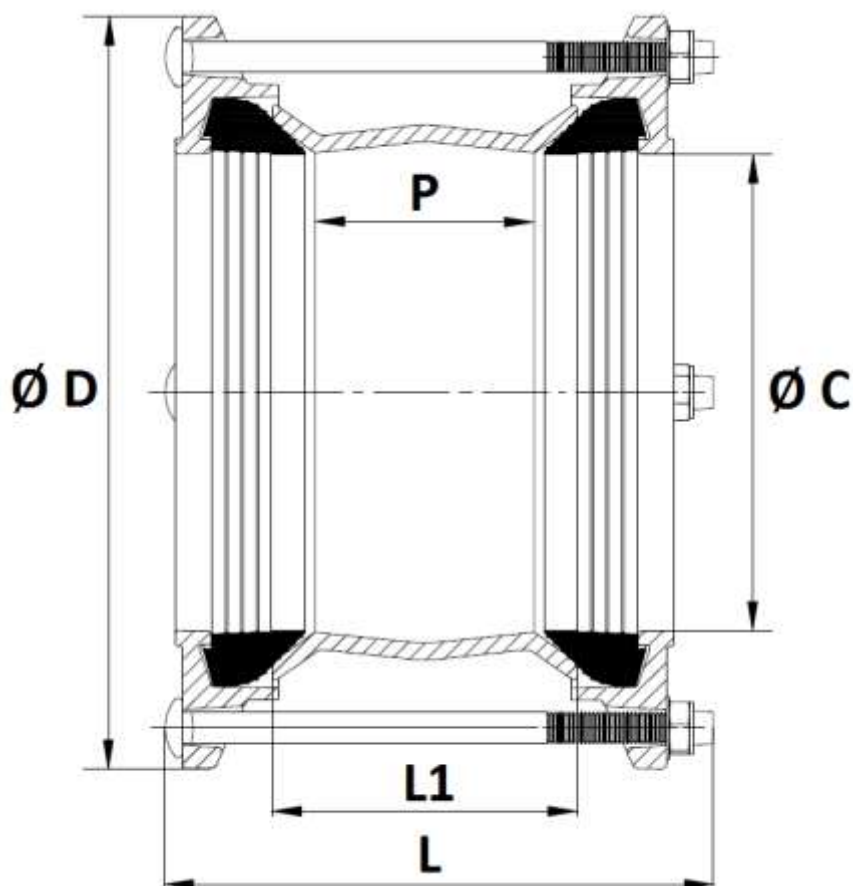
- Universal wide tolerance coupling for rigid pipes **Ref.2505** from DN 50-D.58 to DN 400-D.462

WATER SUPPLY UNIVERSAL WIDE TOLERANCE COUPLING DUCTILE IRON FOR RIGID PIPES

MATERIALS :

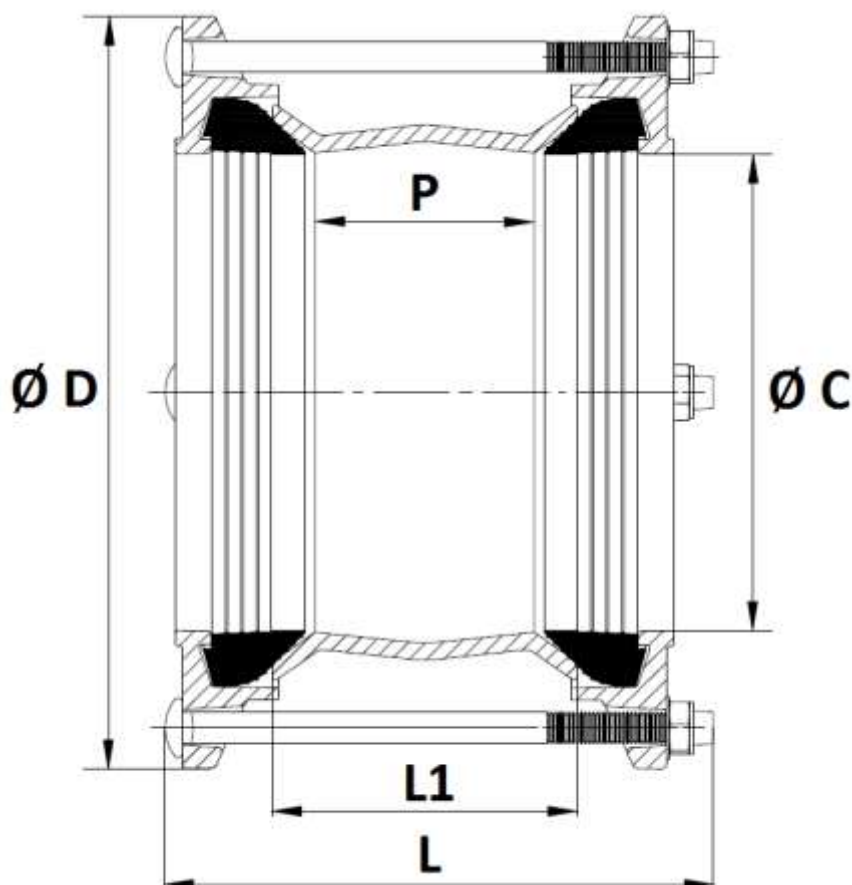
Item	Designation	Materials
1	Body	Ductile iron EN GJS-500-7
2	Flange	
3	Gasket	EPDM
4	Screw	Carbon steel Geomet 500 Grade B coated Class 8.8
5	Washer	
6	Nut	
7	Cap	Plastic

WATER SUPPLY UNIVERSAL WIDE TOLERANCE COUPLING DUCTILE IRON FOR RIGID PIPES

SIZE DN50-200 (in mm) :

DN	50	65	80	100	125	150	150	200	200
Ø Pipe mini	58	68	84	109	133	157	177	194	218
Ø Pipe maxi	74	84	105	133	157	183	201	215	242
Ø D	172	182	211	242	280	296	317	322	365
Ø C	76	86	107	135	159	185	203	217	244
L	200	200	200	210	210	230	230	230	250
L1	100	100	102	100	100	118	118	118	142
P	80	80	75	75	75	85	85	85	110
Screw	M12x190			M12x200		M12x220	M12x220	M12x220	M12x240
Nb of screw	4					4	4	4	4
Weight (Kg)	3.7	3.7	5.2	6.1	7.1	9.7	9.7	10.1	13.3
Ref.	2505050	2505065	2505080	2505100	2505125	2505150	2505151	2505200	2505201

WATER SUPPLY UNIVERSAL WIDE TOLERANCE COUPLING DUCTILE IRON FOR RIGID PIPES

SIZE DN250-400 (in mm) :

DN	250	250	250	300	300	350	350	400	400
Ø Pipe mini	242	266	280	302	324	351	386	410	436
Ø Pipe maxi	268	291	305	327	350	378	410	436	462
Ø D	390	405	425	445	475	515	550	555	585
Ø C	270	293	307	329	352	380	412	438	464
L	250	250	275	275	290	290	290	290	290
L1	142	162	162	162	160	160	162	160	160
P	110	135	125	135	125	125	130	125	120
Screw	M12x240	M12x265	M12x265	M12x265	M14x280	M14x280	M14x280	M14x280	M14x280
Nb of screw	6					8	8	8	8
Weight (Kg)	15.9	16.8	18.9	20.4	25.1	31.8	29.8	30.9	39.3
Ref.	2505250	2505251	2505252	2505300	2505301	2505350	2505351	2505400	2505401

WATER SUPPLY UNIVERSAL WIDE TOLERANCE COUPLING DUCTILE IRON FOR RIGID PIPES**STANDARDS :**

- Manufacturer certified ISO 9001 : 2015
- Directive 2014/68/EU : Products excluded from directive (Article 1, § 2.b)
- Construction according to EN 14525
- French water agreement **A.C.S. N° 23 ACC LY 452**
- Pressure tests according to ISO 5208
- Fittings for PVC pipe according to NF EN 12842
- Bolting with anti-corrosion coating according to NF EN ISO 9227 + NFA05-109
- Coating according to RoHS 2002/95/CE

ADVICE : Our opinion and our advice are not guaranteed and SFERACO shall not be liable for the consequences of damages.
The customer must check the right choice of the products with the real service conditions.

WATER SUPPLY UNIVERSAL WIDE TOLERANCE COUPLING DUCTILE IRON FOR RIGID PIPES**ASSEMBLY INSTRUCTIONS :****GENERAL RULES:**

- Make sure that the connectors are appropriate for the actual service conditions (type of fluid, pressure, temperature).

ASSEMBLY INSTRUCTIONS:

- Check that the outer diameter of the pipe matches the accepted diameter for the connector.
- Before assembly, check that the pipe and the connector are clean.
- Cut the pipe perpendicularly to the piping axis using an appropriate tool (do not bevel the pipe).
- Remove any possible burrs.
- The piping must be perfectly aligned and its support properly sized so that the connectors are not under any external constraints.
- Provisionally shim sections of piping that still lack their definitive supports. This prevents significant constraints being applied on the connectors.
- Insert the pipe in the connector without dismantling the latter concentrically.
- The connection nuts and bolts must be tightened in a crosswise pattern with the following torque: M12: 55-65 Nm / M14: 85-95 Nm / M16: 95-120 Nm
- It may also be necessary to reduce tightening torques with GRP pipes and certain AC pipes.
- Warning, this connecting sleeve is only envisaged for the connection. It does not stop the pipe being pulled out. Fitting should therefore prevent these risks.
- Maximum admissible angular deviation is $\pm 6^\circ$.