

FORGED CARBON STEEL Y STRAINER CLASS 800 NPT

Forged carbon steel Y strainer class 800 threaded female NPT for petroleum industry, steam and high pressure.
Bonnet screwed with draining cap to connect a draining valve.
Stainless steel + graphite gasket.
Compatible with explosive atmosphere, ATEX Zone 1&21 and Zone 2&22.



Certificate
3.1



Size : DN8 to DN50 (NPS 1/4" to 2")
Connection : NPT
Min Temperature : -29°C
Max Temperature : +425°C
Max Pressure : 136 Bars (Class 800)
Specifications : Removable stainless steel filter
Bonnet screwed with draining cap
Stainless Steel + graphite gasket

Materials : Forged carbon steel ASTM A105N

FORGED CARBON STEEL Y STRAINER CLASS 800 NPT

SPECIFICATIONS :

- With draining cap
- Removable stainless steel filter
- Respect the flow direction indicated by the arrow
- Horizontal or vertical position with descendant fluid
- Mesh 8/10° mm (800 μ)
- Class 800

USE :

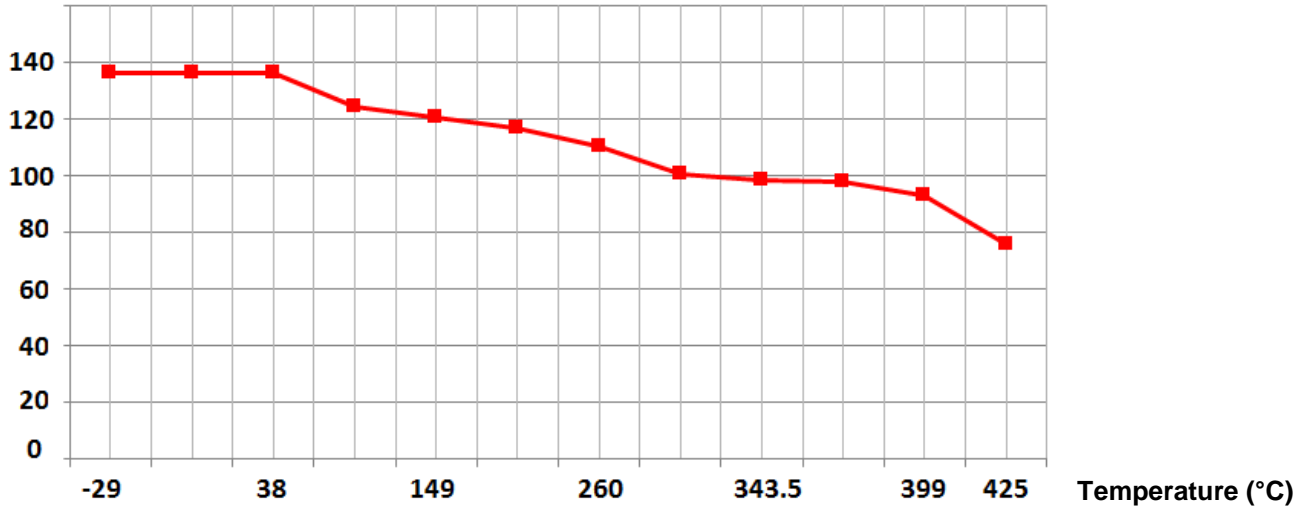
- Petroleum industry, steam, high pressure
- Min and max Temperature Ts : - 29°C to + 425°C
- Max Pressure Ps : 136 bars (see graph)

PRESSURE / TEMPERATURE RELATION :

Pressure (bar)	136.2	136.2	136.2	124,1	120,7	116,6	110	100,7	98,6	97,9	92,7	75,9
Temperature (°C)	-29	0	38	93,5	149	204,5	260	315,5	343,5	371	399	425

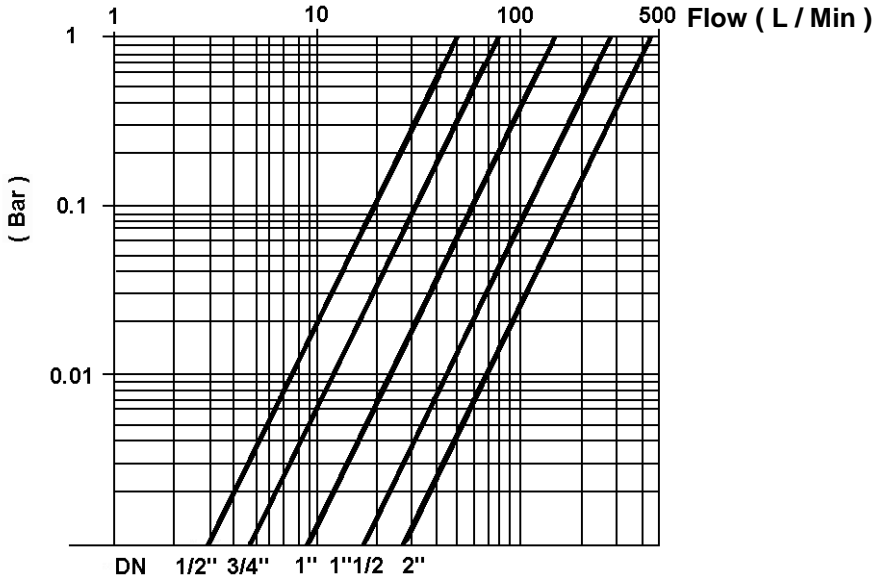
PRESSURE / TEMPERATURE GRAPH :

Pressure (Bars)



FORGED CARBON STEEL Y STRAINER CLASS 800 NPT

HEAD LOSS GRAPH :



RANGE :

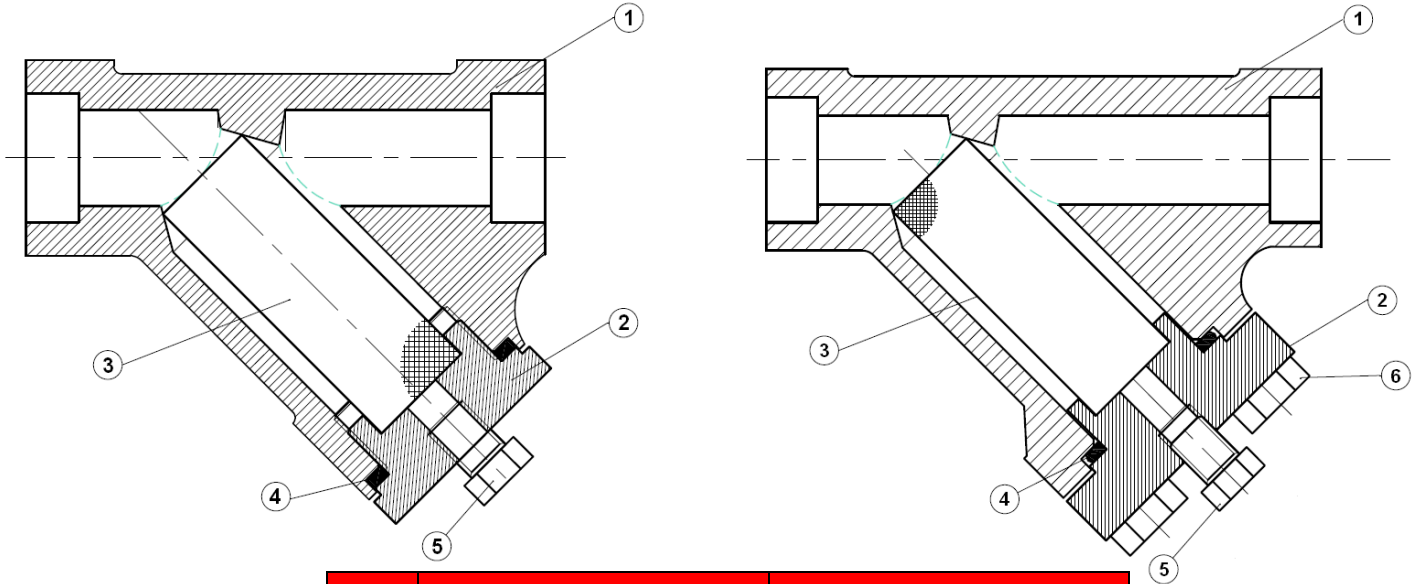
- Forged carbon steel Y strainer threaded female NPT ends **Ref. 233** from DN 8 to DN 50 (NPS 1/4" to DN 2")

FORGED CARBON STEEL Y STRAINER CLASS 800 NPT

MATERIALS:

DN 8 – 40 (NPS 1/4" - 1"1/2)

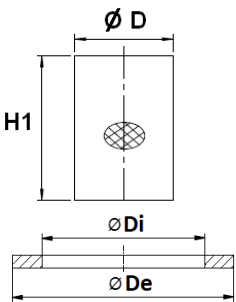
DN 50 (NPS 2")



Item	Designation	Materials
1	Body	ASTM A105 N
2	Bonnet	
3	Filter	AISI ASTM A240 316L
4	Gasket	AISI 316 + graphite
5	Cap	ASTM A105 N
6	Screw (only for DN50, NPS 2")	ASTM A193 B7



REPAIRABILITY :

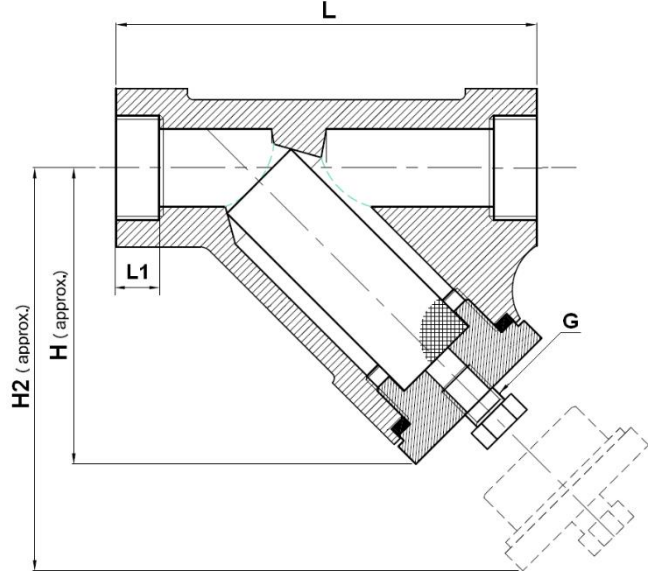


Item	Designation	DN (mm)	8	10	15	20	25	32	40	50
		NPS (")	1/4"	3/8"	1/2"	3/4"	1"	1"1/4"	1"1/2"	2"
3	Screen 8/10°	$\varnothing D$	18		22	28	41,5		49,5	
		H1	41		60	75	100,5		100,5	
		Ref.	9801122		9801125	9801126	9801127		9801129	
4	Gasket Ep.3,5	$\varnothing Di \times \varnothing De$	28.5x36		32.5x40	40.5x50	57x70		52.5x63	
		Ref.	9801113		9801116	9801117	9801118		9801120	

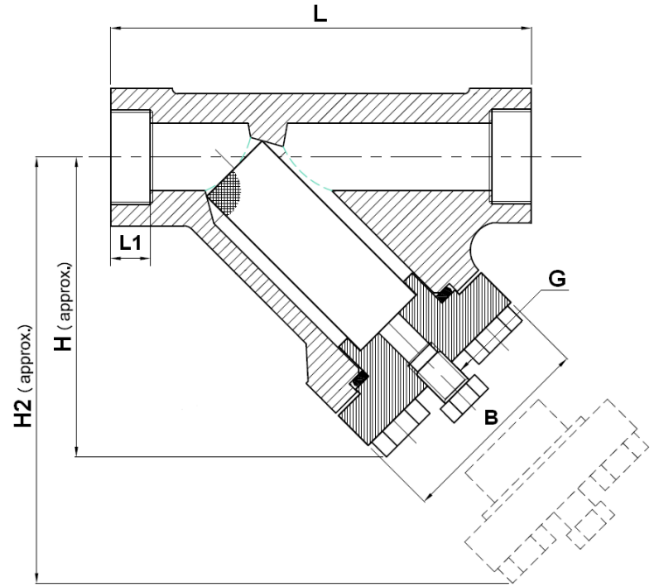
FORGED CARBON STEEL Y STRAINER CLASS 800 NPT

SIZE (in mm) :

DN 8 – 40 (NPS 1/4" - 1"1/2)

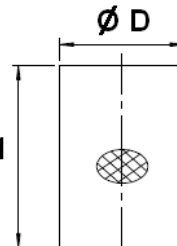


DN 50 (NPS 2")



Filter size :

H1



DN (mm)	8	10	15	20	25	32	40	50	
NPS (")	1/4"	3/8"	1/2"	3/4"	1"	1"1/4"	1"1/2"	2"	
L	90	90	90	110	130	160	160	160	
H	60	60	60	75	93	120	120	145	
H2	105	105	105	140	155	195	195	205	
G (NPT)	1/4"							1/2"	
B								90x90	
Ø D	18	18	18	22	28	41,5	41,5	49,5	
H1	41	41	41	60	75	100,5	100,5	100,5	
L1	10	13	14	16	20	22	22	26	
Weight (Kg)	0.85	0.78	0.73	1.22	1.88	4.75	4.45	6.5	
Ref.	234002	234003	234004	234005	234006	234007	234008	234009	


FORGED CARBON STEEL Y STRAINER CLASS 800 NPT

STANDARDS :

- Manufacturer certified ISO 9001 :2015
- DIRECTIVE 2014/68/EU: For liquids or Gas of Group 1
 - DN1/4"-1": Article 4, §3 (SEP), no CE marking
 - DN1"1/4"-2": Risk category II, CE 0425 or CE1115 marking
- Certificate 3.1 on request
- Designing according to ASME B16.34
- Pressure Tests according to API 598, table 6
- Threaded female NPT ends according to ASME B1.20.1
- ATEX Group II Category 2 G/2D Zone 1 & 21 Zone 2 &22 (optional marking) according to directive 2014/34/EU

INSTALLATION POSITIONS :

Horizontal position



Vertical position (descendand fluid)



ADVICE : Our opinion and our advice are not guaranteed and SFERACO shall not be liable for the consequences of damages. The customer must check the right choice of the products with the real service conditions.