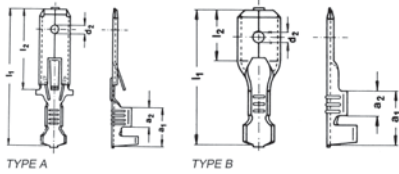


Non-insulated tabs



- ▶ For fine and superfine stranded conductors, e.g. to DIN EN 60228 Cl. 5 and 6
- ▶ Improved contact properties due to grooved profile



Material

- Brass (CuZn)



Surface

- Tin-plated to protect against corrosion



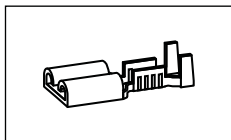
Technical instructions

- Tool: see page 174

Additional information

- * = dimensions in the plug sector to DIN 46244

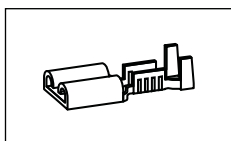
Nominal cross section mm ²	Nominal size to DIN	Part No.	Tab Thickn.	Tab Width	Typ	Hint	Dimension mm					Weight/ pcs. ~kg	Packing unit/pcs
							a1	a2	d2	l1	l2		
0.5 - 1		2235	0.8	2.8	A	*	6.0	3.2	1.30	22.5	12.7	0.045	100
	46343 B6.3 - 1	2220	0.8	6.3	A		8.2	4.0	1.65	28.0	16.0	0.085	100
1.5 - 2.5	46248 A6.3 - 2.5	1830	0.8	6.3	B		9.0	4.5	1.65	20.0	8.0	0.065	100
	46343 B6.3 - 2.5	2230	0.8	6.3	A		8.2	4.0	1.65	28.0	16.0	0.090	100
4 - 6	46343 B6.3 - 6	2250	0.8	6.3	A		8.2	4.0	1.65	28.0	16.0	0.100	100



Tool application chart

Non-insulated receptacles, straight type

Tool type	Crimping range corresponds to nominal cross-section mm ²	Crimping Tool		Catalogue page		Crimp profile
		Part No.	Crimping head / adapter	Crimping Tool	Crimping die	
Mechanical crimping tools	0.1 - 1	K572		221		☺
	0.5 - 2.5	K582		221		☺
		K65		222		☺
	0.5 - 6	K592		222		☺
Mechanical, electrical, pneumatic crimping tools with interchangeable die / head	0.25 - 6	K50		235	313	☺
		EK50ML		244	313	☺
Battery powered crimping tools	0.25 - 6	EK1550ML		248	313	☺



Tool application chart

Non-insulated receptacles, with lateral conductor connector

Tool type	Crimping range corresponds to nominal cross-section mm ²	Crimping Tool		Catalogue page		Crimp profile
		Part No.	Crimping head / adapter	Crimping Tool	Crimping die	
Mechanical, electrical, pneumatic crimping tools with interchangeable die / head	3720, 3735	K50		235	313	☺
		EK50ML		244	313	☺
	3725	K50		235	313	☺
		EK50ML		244	313	☺
Battery powered crimping tools	3720, 3735	EK1550ML		248	313	☺
	3725	EK1550ML		248	313	☺