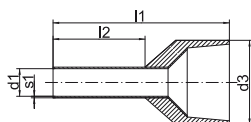




Insulated cable end-sleeves for short circuit resistant conductors



- ▶ For fine and superfine stranded conductors, e.g. to DIN EN 60228 Cl. 5 and 6
- ▶ For short circuit resistant conductors (e.g. NSGAFÖU)
- ▶ Halogen-free

Characteristics

- Heat resistant to 105° C
- Easy-Entry insulation for simple cable insertion
- Colour-coded cross-section assignment

Material

- Copper (EN13600)
- Synthetic material: polypropylene

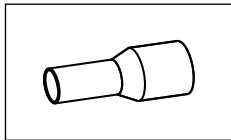
Surface

- Tin-plated to protect against corrosion

Technical instructions

- Tool: see page 148

Nominal cross section mm ²	Part No.	Colour	Dimension mm					Weight/ 1000 pcs. ~ kg	Packing unit/pcs
			d1	d3	l1	l2	s1		
1.5	4328	■	1.7	8.1	17.5	8	0.15	0.22	100
	43210	■	1.7	8.1	19.5	10	0.15	0.27	100
2.5	4338	■	2.2	8.6	17.5	8	0.15	0.24	100
	43312	■	2.2	8.6	21.5	12	0.15	0.36	100
4	43410	■	2.9	10.5	19.5	10	0.20	0.36	100
6	43512	■	3.5	11.0	23.0	12	0.20	0.49	100
10	43612	■	4.5	12.5	24.0	12	0.20	0.65	100
16	43712	■	5.8	14.5	25.5	12	0.20	0.93	100

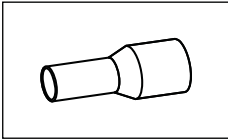


Tool application chart

Cable end-sleeves to DIN 46228, part 1 and DIN 46228, part 4 Insulated cable end-sleeves for short circuit resistant conductors

Part 1 of 2

































Tool type	Crimping range corresponds to nominal cross-section mm ²	Crimping Tool		Catalogue page		Crimp profile
		Part No.	Crimping head / adapter	Crimping Tool	Crimping die	
Mechanical crimping tools	0.08 - 10	K303		214		◇
	0.08 - 16	K304K		214		◇
		K306K		215		◇
	0.14 - 2.5	K1		210		□
		K48		210		□
	0.14 - 10	K32		211		□
	0.14 - 6	K37		212		□
	0.14 - 10	K3014K		215		◇
	0.5 - 2.5	K4		208		∩
	0.5 - 6	K36		211		□
		K382		213		◇
	0.5 - 16	K3		209		∩
	1.5 - 6	K46		208		∩
	6 - 16	K34		212		□
	10 - 25	K39		213		□
	10 - 35	K35		209		∩
	10 - 50	K271		216		∩
		K28		217		□
	50 - 95	K272		217		∩
		K29		218		□
Mechanical, electrical, pneumatic crimping tools with interchangeable die / head	0.14 - 10	K507		234		□
	0.14 - 50	K50		235	312	□
		EK50ML		244	312	□
	10 - 50	K354		236	317	∩
	10 - 120	K18		238	326	∩
10 - 240	K22		240	332	∩	



Tool application chart

**Cable end-sleeves to DIN 46228, part 1 and DIN 46228, part 4
Insulated cable end-sleeves for short circuit resistant conductors**

Part 2 of 2

Tool type	Crimping range corresponds to nominal cross-section mm ²	Crimping Tool		Catalogue page		Crimp profile	
		Part No.	Crimping head / adapter	Crimping Tool	Crimping die		
Hand hydraulic crimping tools	10 - 95	HK6018		280	326		
		HK60UNV	+UA18	465	326		
	10 - 240	HK6022		282	332		
		HK60UNV	+UA22	465	332		
	25 - 240	HK12030		286	337		
		HK12042		288	337		
		HK120U		290	337		
	Battery powered crimping tools	0,14 - 50	EK1550ML		248	312	
		10 - 50	EK354ML		250	317	
EK354				256	317		
0,14 - 50		EK505		258	322		
10 - 95		EK5018		260	326		
		EK60UNV	+UA18	468	326		
		EKM60UNV	+UA18	467	326		
10 - 240		EK6022		264	332		
		EKM6022		262	332		
		EK60UNV	+UA22	468	332		
		EKM60UNV	+UA22	467	332		
		25 - 240	EK12032		270	337	
EK12042				272	337		
EK120U				274	337		
EK135FT			+UA15T	276	337		
EK120UNV			+UA12T	469	337		
Hydraulic crimping systems	10 - 120	THK18		294	326		
	10 - 240	THK22		296	332		
	25 - 240	HK252	+25A13	308	337		
Hydraulic crimping heads	10 - 120	PK18		294	326		
		PK60UNV	+UA18	466	326		
	10 - 240	PK22		296	332		
		PK60UNV	+UA22	466	332		
	25 - 240	PK12042		300	337		
		PK120U		302	337		
	PK252	+25A13	304	337	