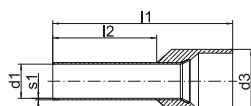




Insulated cable end-sleeves to DIN with Easy-Entry, colour code 1



- ▶ For fine and superfine stranded conductors, e.g. to DIN EN 60228 Cl. 5 and 6
- ▶ Easy-Entry insulation for splice-free cable insertion
- ▶ Halogen-free

Characteristics

- To DIN 46228, part 4, (0.5 - 50 mm²)
- Heat resistant to 105° C

Material

- Cu-DHP
- Synthetic material: polypropylene

Surface

- Tin-plated to protect against corrosion

Technical instructions

- Tool: see page 148






























Additional information

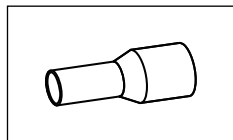
- * = not standardised
- ** = quantities in one bag

Nominal cross section mm ²	Part No.	Colour	Hint	Dimension mm					Weight/ 1000 pcs. ~ kg	Packing unit/ pcs
				d1	d3	l1	l2	s1		
0.14	166GR	■	*	0.7	2.5	10.0	6	0.15	0.035	1000
	166GRL	■	*	0.7	2.5	12.0	8	0.15	0.040	1000
0.25	167H	■	*	0.8	2.5	10.0	6	0.15	0.045	1000
	167HL	■	*	0.8	2.5	12.0	8	0.15	0.050	1000
0.34	168T	■	*	0.8	2.5	10.0	6	0.15	0.045	1000
	168TL	■	*	0.8	2.5	12.0	8	0.15	0.050	1000
0.5	1690K	■		1.0	3.1	12.0	6	0.15	0.070	1000
	1690	■		1.0	3.1	14.0	8	0.15	0.070	1000
	GR1690	■	**	1.0	3.1	14.0	8	0.15	0.070	500
	1690H	■		1.0	3.1	16.0	10	0.15	0.085	1000

See next page

Insulated cable end-sleeves to DIN with Easy-Entry, colour code 1

Nominal cross section mm ²	Part No.	Colour	Hint	Dimension mm					Weight/ 1000 pcs. ~ kg	Packing unit/ pcs
				d1	d3	l1	l2	s1		
0.75	170WK			1.2	3.3	12.0	6	0.15	0.080	1000
	170W			1.2	3.3	14.0	8	0.15	0.080	1000
	GR170W		**	1.2	3.3	14.0	8	0.15	0.080	500
	170WH			1.2	3.3	16.0	10	0.15	0.100	1000
	170WL			1.2	3.3	18.0	12	0.15	0.105	1000
1	171GK			1.4	3.5	12.0	6	0.15	0.090	1000
	171G			1.4	3.5	14.0	8	0.15	0.100	1000
	GR171G		**	1.4	3.5	14.0	8	0.15	0.100	500
	171GH			1.4	3.5	16.0	10	0.15	0.120	1000
	171GL			1.4	3.5	18.0	12	0.15	0.125	1000
1.5	172RK			1.7	4.0	12.0	6	0.15	0.105	1000
	172RO			1.7	4.0	14.0	8	0.15	0.110	1000
	GR172RO		**	1.7	4.0	14.0	8	0.15	0.110	500
	172RH			1.7	4.0	16.0	10	0.15	0.130	1000
	172RM			1.7	4.0	18.0	12	0.15	0.140	1000
2.5	172RL			1.7	4.0	24.0	18	0.15	0.190	1000
	173B			2.2	4.7	14.0	8	0.15	0.150	1000
	GR173B		**	2.2	4.7	14.0	8	0.15	0.150	500
	173BH			2.2	4.7	18.0	12	0.15	0.200	1000
4	173BL			2.2	4.7	24.0	18	0.15	0.250	1000
	174GR			2.8	5.4	17.0	10	0.20	0.210	100
	174GRH			2.8	5.4	20.0	12	0.20	0.250	100
6	174GRL			2.8	5.4	26.0	18	0.20	0.320	100
	175S			3.5	6.9	20.0	12	0.20	0.350	100
10	175SL			3.5	6.9	26.0	18	0.20	0.460	100
	176E			4.5	8.4	22.0	12	0.20	0.450	100
16	176EL			4.5	8.4	28.0	18	0.20	0.650	100
	177GR			5.8	9.6	24.0	12	0.20	0.650	100
25	177GRL			5.8	9.6	28.0	18	0.20	0.800	100
	178BR			7.3	12.0	30.0	16	0.20	1.600	50
35	178BRL			7.3	12.0	36.0	22	0.20	2.000	50
	179B			8.3	13.5	30.0	16	0.20	1.900	50
50	179BL			8.3	13.5	39.0	25	0.20	2.500	50
	1800			10.3	16.0	36.0	20	0.30	3.300	50
	1800L			10.3	16.0	40.0	25	0.30	4.000	50

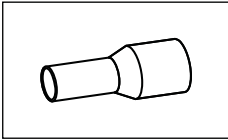


Tool application chart

Cable end-sleeves to DIN 46228, part 1 and DIN 46228, part 4 Insulated cable end-sleeves for short circuit resistant conductors

Part 1 of 2

































Tool type	Crimping range corresponds to nominal cross-section mm ²	Crimping Tool		Catalogue page		Crimp profile
		Part No.	Crimping head / adapter	Crimping Tool	Crimping die	
Mechanical crimping tools	0.08 - 10	K303		214		◇
		K304K		214		◇
	0.08 - 16	K306K		215		◇
		K1		210		□
	0.14 - 2.5	K48		210		□
		K32		211		□
	0.14 - 6	K37		212		□
	0.14 - 10	K3014K		215		◇
	0.5 - 2.5	K4		208		∩
	0.5 - 6	K36		211		□
		K382		213		◇
	0.5 - 16	K3		209		∩
	1.5 - 6	K46		208		∩
	6 - 16	K34		212		□
	10 - 25	K39		213		□
	10 - 35	K35		209		∩
	10 - 50	K271		216		∩
		K28		217		□
	50 - 95	K272		217		∩
		K29		218		□
Mechanical, electrical, pneumatic crimping tools with interchangeable die / head	0.14 - 10	K507		234		□
	0.14 - 50	K50		235	312	□
		EK50ML		244	312	□
	10 - 50	K354		236	317	∩
	10 - 120	K18		238	326	∩
10 - 240	K22		240	332	∩	



Tool application chart

**Cable end-sleeves to DIN 46228, part 1 and DIN 46228, part 4
Insulated cable end-sleeves for short circuit resistant conductors**

Part 2 of 2

Tool type	Crimping range corresponds to nominal cross-section mm ²	Crimping Tool		Catalogue page		Crimp profile	
		Part No.	Crimping head / adapter	Crimping Tool	Crimping die		
Hand hydraulic crimping tools	10 - 95	HK6018		280	326		
		HK60UNV	+UA18	465	326		
	10 - 240	HK6022		282	332		
		HK60UNV	+UA22	465	332		
	25 - 240	HK12030		286	337		
		HK12042		288	337		
		HK120U		290	337		
	Battery powered crimping tools	0,14 - 50	EK1550ML		248	312	
		10 - 50	EK354ML		250	317	
EK354				256	317		
0,14 - 50		EK505		258	322		
10 - 95		EK5018		260	326		
		EK60UNV	+UA18	468	326		
		EKM60UNV	+UA18	467	326		
10 - 240		EK6022		264	332		
		EKM6022		262	332		
		EK60UNV	+UA22	468	332		
		EKM60UNV	+UA22	467	332		
		25 - 240	EK12032		270	337	
EK12042				272	337		
EK120U				274	337		
EK135FT			+UA15T	276	337		
EK120UNV			+UA12T	469	337		
Hydraulic crimping systems	10 - 120	THK18		294	326		
	10 - 240	THK22		296	332		
	25 - 240	HK252	+25A13	308	337		
Hydraulic crimping heads	10 - 120	PK18		294	326		
		PK60UNV	+UA18	466	326		
	10 - 240	PK22		296	332		
		PK60UNV	+UA22	466	332		
	25 - 240	PK12042		300	337		
		PK120U		302	337		
	PK252	+25A13	304	337	