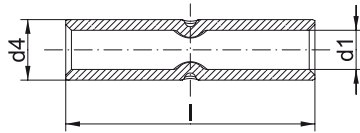


Solderless connectors to DIN, Cu, long type



- ▶ For round conductors, e.g. to DIN EN 60228 Cl. 2, 5 and 6
- ▶ To DIN 46341, Part 1, Form B
- ▶ Simple and safe processing due to butt mark



Characteristics

- Simple cable entry due to internal chamfer
- Annealed material optimises material and crimping properties



Material

- Copper (EN13600)



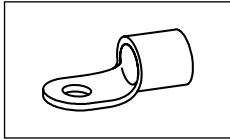
Surface

- Tin-plated to protect against corrosion

Technical instructions

- Tool: see page 82

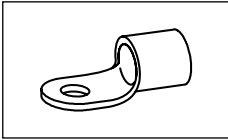
Nominal cross section mm ²	Nominal size to DIN	Part No.	Dimension mm			Weight 100 pcs. ~kg	Packing unit/pcs
			d1	d4	l		
> 0.5 - 1	1	1620L	1.8	3.3	15	0.08	100
> 1.5 - 2.5	2.5	1630L	2.5	4.1	15	0.10	100
> 4 - 6	6	1650L	3.8	5.8	15	0.19	100
> 10	10	1652L	4.7	6.9	21	0.36	100
> 16	16	1653L	5.8	8.4	26	0.62	100
> 25	25	1654L	7.7	10.7	29	1.11	100
> 35	35	1655L	9.2	12.4	32	1.50	100
> 50	50	1656L	11.2	14.8	38	2.44	100
> 70	70	1657L	13.2	17.2	42	3.54	50
> 95	95	1658L	15.3	20.3	48	5.87	50
> 120	120	1659L	16.8	22.8	52	8.46	50
> 150	150	1660L	19.3	25.7	56	10.86	50



Tool application chart

**Solderless terminals to DIN 46234, pin terminals to DIN 46230,
solderless connectors to DIN 46341**
Part 1 of 2

Tool type	Crimping range corresponds to nominal cross-section mm ²	Crimping Tool		Catalogue page		Crimp profile
		Part No.	Crimping head / adapter	Crimping Tool	Crimping die	
Mechanical crimping tools	0,5 - 16	K25		225		
	16 - 95	K95		225		
		TK95		225		
Mechanical, electrical, pneumatic crimping tools with interchangeable dies / heads	0,5 - 10	K50		235	312	
		EK50ML		244	312	
		K507		234		
	6 - 35	K354		236	316	
	10 - 70	K18		238	324	
		K22		240	329	
Hand hydraulic crimping tools	10 - 70	HK6018		280	324	
		HK60UNV	+UA18	465	324	
		HK6022		282	329	
		HK60UNV	+UA22	465	329	
	10 - 150	HK12030		286	335	
		HK12042		288	335	
		HK120U		290	335	
Battery powered crimping tools	0,5 - 10	EK1550ML		248	312	
	6 - 35	EK354ML		250	316	
		EK354		256	316	
	6 - 95	EK30IDML		247		
	10 - 50	EK505		258	320	
	10 - 70	EK5018		260	324	
		EK60UNV	+UA18	468	324	
		EKM60UNV	+UA18	467	324	
		EK6022		264	329	
		EKM6022		262	329	
		EK60UNV	+UA22	468	329	
		EKM60UNV	+UA22	467	329	
	10 - 240	EKM60ID		268		
	10 - 150	EK12032		270	335	
		EK12042		272	335	
		EK120U		274	335	
EK135FT		+UA15T	276	335		
	EK120UNV	+UA12T	469	335		



Tool application chart

**Solderless terminals to DIN 46234, pin terminals to DIN 46230,
solderless connectors to DIN 46341**
Part 2 of 2

Tool type	Crimping range corresponds to nominal cross-section mm ²	Crimping Tool		Catalogue page		Crimp profile
		Part No.	Crimping head / adapter	Crimping Tool	Crimping die	
Hydraulic crimping systems	10 - 70	THK18		294	324	
		THK22		296	329	
	10 - 150	THK120		300	335	
	10 - 240	HK252	+25A13	308	335 + 340	
Hydraulic crimping heads	10 - 70	PK18		294	324	
		PK60UNV	+UA18	466	324	
		PK22		296	329	
		PK60UNV	+UA22	466	329	
	10 - 240	PK60ID		299		
	10 - 150	PK12042		300	335	
		PK120U		302	335	
	10 - 240	PK252	+25A13	304	335 + 340	