


201-1 2-jaw tab puller with oscillating, reversible jaws, up to 150 mm spread, 85 mm reach



APPLICATION IMAGE



DESCRIPTION

The 2-jaw puller with oscillating and reversible jaws is used for centric pulling of bearings, gears, and discs in all common sizes for craft, workshop, and industry. This allows for the loosening of any component that sits on a shaft and is freely accessible from the outside. The oscillating jaws with adjustable reach are applicable on both sides. Depending on the design, the claw shape varies.

APPLICATION AREA

For centric extraction of bearings, gears and pulleys

BENEFIT

- Adjustable and 180° rotatable puller jaws for individual adjustment of the reach.
- Oscillating puller jaws offer versatile adjustment options
- Puller jaws with different claw shapes for flexible working
- Claw end with slot provides support for screw for additional support when pulling off
- Safe mounting of the spindle via a rotatable spindle tip on both smooth surfaces and during centering (Switch Technology)
- Anti-slip safety (spindle neck) at the spindle head for safe work with wrench.
- Spindle extension for the protection of the thread

OPERATION

- Position the puller jaws from the outside onto the part to be pulled off
- Swing the claws under the component
- Manually pull the spindle for fixation
- Use a ratchet or a box wrench to move the hexagon on the spindle head until the component is loosened

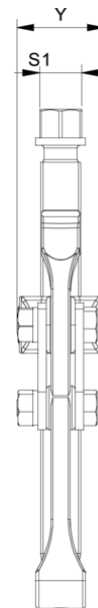
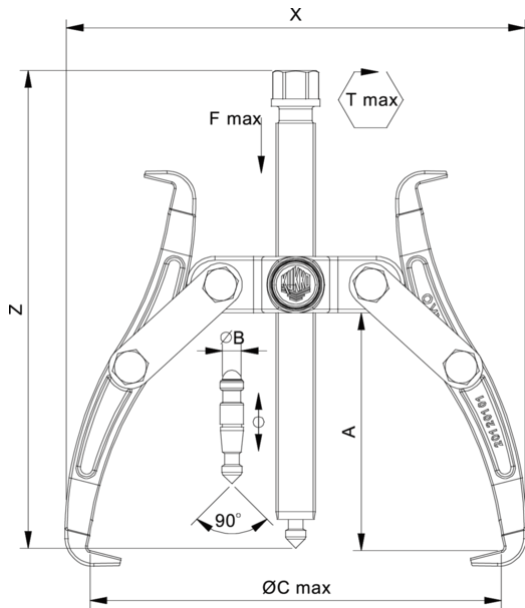
MASTER DATA

GTIN [EAN]	4021176026591
Country of origin	DE
Case material	Tool steel
Series	201
Net weight [kg]	0,86 kg
Package contents	1 piece
Packaging Act	PAP 21
Global sales capability given	Yes (REACH, RoHS, POP, PROP65, TSCA)

SPARE PARTS

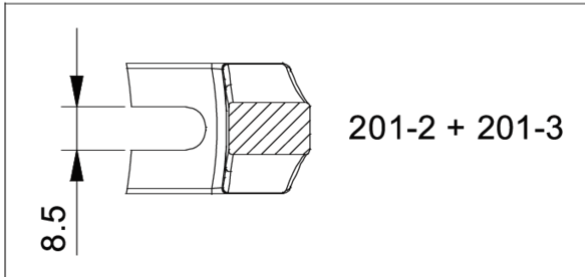
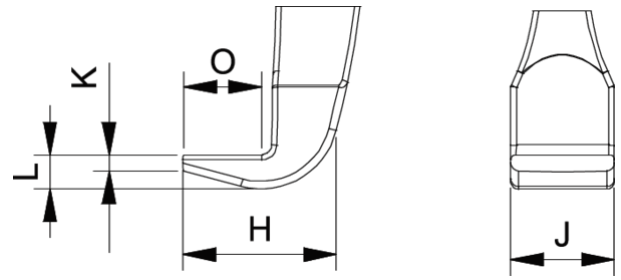
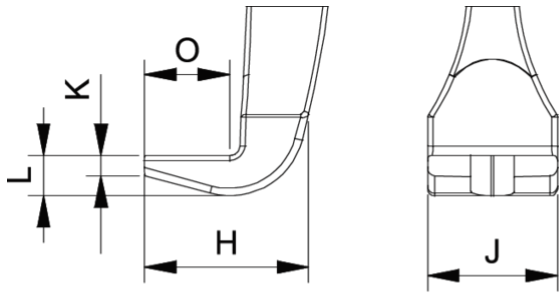
- 201-1-85-P_2 puller jaws (pair)
- 201-1-T_Crossbar
- 612140_Double-sided spindle tip
- 614135_Mechanical Drive Spindle

2-jaw tab puller with oscillating, reversible jaws, up to 150 mm spread, 85 mm reach



Abbreviation	Attribut	Wert
X	Total width [mm]	167 mm
Y	Total depth [mm]	30 mm
Z	Total height [mm]	155 mm
A	Clamping depth outside pull-off [mm]	85 mm
S1	Width across flats [mm]	17 mm
Cmin	Span outside pull-off (min.) [mm]	0 mm
Cmax	Span outside pull-off (max.) [mm]	150 mm
K	Hook root thickness at the tip (claw thickness K) [mm]	2 mm
J	Hook base width (claw width J) [mm]	15 mm
O	Hook base depth usable (claw depth usable O) [mm]	9 mm
H	Total hook root depth (total claw depth H) [mm]	22,5 mm
L	Total claw thickness (L+1mm) (claw distance to base surface) [mm]	7 mm
Emin	Span inside pull-out (min.) [mm]	60 mm
Tmax	Max. torque [Nm]	75 Nm
Fmax	Max. tractive force [t]	5 t
Fmax	Max. tensile force [kN]	50 kN

Abbreviation	Attribut	Wert
X	Total width [mm]	167 mm
Y	Total depth [mm]	30 mm
Z	Total height [mm]	155 mm
A	Clamping depth outside pull-off [mm]	85 mm
S1	Width across flats [mm]	17 mm
Cmin	Span outside pull-off (min.) [mm]	0 mm
Cmax	Span outside pull-off (max.) [mm]	150 mm
K	Hook root thickness at the tip (claw thickness K) [mm]	2 mm
J	Hook base width (claw width J) [mm]	15 mm
O	Hook base depth usable (claw depth usable O) [mm]	9 mm
H	Total hook root depth (total claw depth H) [mm]	22,5 mm
L	Total claw thickness (L+1mm) (claw distance to base surface) [mm]	7 mm
Emin	Span inside pull-out (min.) [mm]	60 mm
Tmax	Max. torque [Nm]	75 Nm
Fmax	Max. tractive force [t]	5 t
Fmax	Max. tensile force [kN]	50 kN



Abbreviation	Attribut	Wert
X	Total width [mm]	167 mm
Y	Total depth [mm]	30 mm
Z	Total height [mm]	155 mm
A	Clamping depth outside pull-off [mm]	85 mm
S1	Width across flats [mm]	17 mm
Cmin	Span outside pull-off (min.) [mm]	0 mm
Cmax	Span outside pull-off (max.) [mm]	150 mm
K	Hook root thickness at the tip (claw thickness K) [mm]	2 mm
J	Hook base width (claw width J) [mm]	15 mm
O	Hook base depth usable (claw depth usable O) [mm]	9 mm
H	Total hook root depth (total claw depth H) [mm]	22,5 mm
L	Total claw thickness (L+1mm) (claw distance to base surface) [mm]	7 mm
Emin	Span inside pull-out (min.) [mm]	60 mm
Tmax	Max. torque [Nm]	75 Nm
Fmax	Max. tractive force [t]	5 t
Fmax	Max. tensile force [kN]	50 kN

Abbreviation	Attribut	Wert
X	Total width [mm]	167 mm
Y	Total depth [mm]	30 mm
Z	Total height [mm]	155 mm
A	Clamping depth outside pull-off [mm]	85 mm
S1	Width across flats [mm]	17 mm
Cmin	Span outside pull-off (min.) [mm]	0 mm
Cmax	Span outside pull-off (max.) [mm]	150 mm
K	Hook root thickness at the tip (claw thickness K) [mm]	2 mm
J	Hook base width (claw width J) [mm]	15 mm
O	Hook base depth usable (claw depth usable O) [mm]	9 mm
H	Total hook root depth (total claw depth H) [mm]	22,5 mm
L	Total claw thickness (L+1mm) (claw distance to base surface) [mm]	7 mm
Emin	Span inside pull-out (min.) [mm]	60 mm
Tmax	Max. torque [Nm]	75 Nm
Fmax	Max. tractive force [t]	5 t
Fmax	Max. tensile force [kN]	50 kN