

482-1 2-jaw pullers with force-amplifying, self-centering, clamping jaws, up to 60 mm spread, 40 mm reach



DESCRIPTION

The handy 2-jaw puller with force-amplifying, self-centering, and gripping jaws is used for removing bearings, gears, and discs in tight and hard-to-reach spaces. It allows for the removal of any component that sits on a shaft and is freely accessible from the outside. The built-in force amplification with spring mechanism increases the clamping force proportionally to the pulling force. By tightening the spindle, the jaws are automatically centered. The freely moving pin on the T-handle ensures a comfortable, one-handed tightening of the spindle in confined spaces.

APPLICATION AREA

For extracting bearings, gears and pulleys for narrow and poorly accessible gaps

BENEFIT

- Self-centering of the jaws through manual tightening of the spindle (Autogrip Technology)
- An integrated, free-moving pin at the T-handle ensures manual spindle drive in the tightest spaces.
- The slim design of the jaws allows access to poorly accessible areas.
- The thread design allows for a quick tightening of the spindle, as fewer rotations are required.
- No additional tools are needed for the pulling process.

OPERATION

- Place the puller jaws from the outside against the part to be removed
- Pivot the claws under the component
- Manually pull the spindle for fixation
- Start the T-handle on the spindle head until the component is released


MASTER DATA

GTIN [EAN]	4021176479779
Country of origin	DE
Case material	Tool steel
Series	482
Net weight [kg]	0,235 kg
Package contents	1 piece
Packaging Act	PAP 21
Global sales capability given	Yes (REACH, RoHS, POP, PROP65, TSCA)

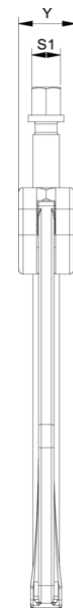
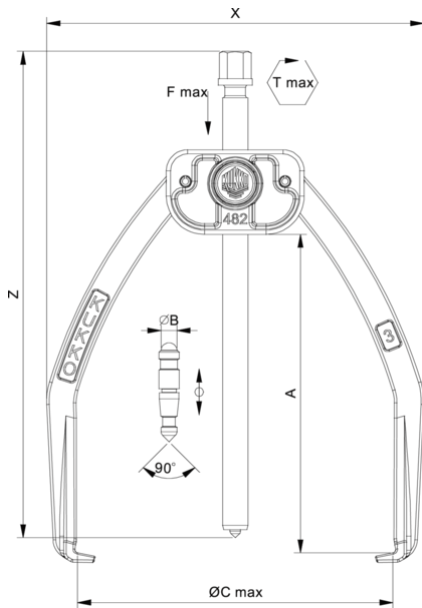
SPARE PARTS

- 482-1-206_Press spindle
- 482-1-40-P_2 jaws (pair)
- 482-1-T_Crossbar
- 482-2-206_pressure spindle

APPLICATION IMAGE

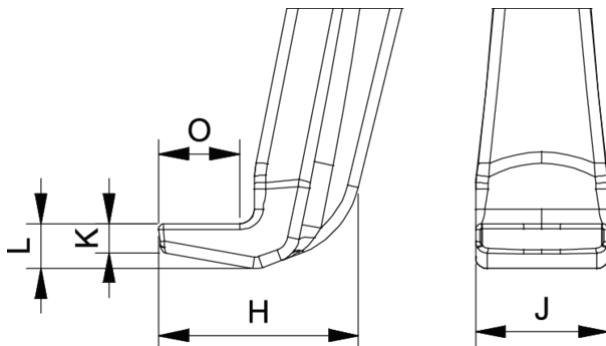


2-jaw pullers with force-amplifying, self-centering, clamping jaws, up to 60 mm spread, 40 mm reach



Abbreviation	Attribut	Wert
X	Total width [mm]	78 mm
Y	Total depth [mm]	21 mm
Z	Total height [mm]	100 mm
A	Clamping depth outside pull-off [mm]	40 mm
S1	Width across flats [mm]	T-Griff
Cmin	Span outside pull-off (min.) [mm]	0 mm
Cmax	Span outside pull-off (max.) [mm]	60 mm
K	Hook root thickness at the tip (claw thickness K) [mm]	2 mm
J	Hook base width (claw width J) [mm]	8 mm
O	Hook base depth usable (claw depth usable O) [mm]	8 mm
H	Total hook root depth (total claw depth H) [mm]	17 mm
L	Total claw thickness (L+1mm) (claw distance to base surface) [mm]	3,6 mm
Fmax	Max. tractive force [t]	1.5 t
Fmax	Max. tensile force [kN]	15 kN

Abbreviation	Attribut	Wert
X	Total width [mm]	78 mm
Y	Total depth [mm]	21 mm
Z	Total height [mm]	100 mm
A	Clamping depth outside pull-off [mm]	40 mm
S1	Width across flats [mm]	T-Griff
Cmin	Span outside pull-off (min.) [mm]	0 mm
Cmax	Span outside pull-off (max.) [mm]	60 mm
K	Hook root thickness at the tip (claw thickness K) [mm]	2 mm
J	Hook base width (claw width J) [mm]	8 mm
O	Hook base depth usable (claw depth usable O) [mm]	8 mm
H	Total hook root depth (total claw depth H) [mm]	17 mm
L	Total claw thickness (L+1mm) (claw distance to base surface) [mm]	3,6 mm
Fmax	Max. tractive force [t]	1.5 t
Fmax	Max. tensile force [kN]	15 kN



Abbreviation	Attribut	Wert
X	Total width [mm]	78 mm
Y	Total depth [mm]	21 mm
Z	Total height [mm]	100 mm
A	Clamping depth outside pull-off [mm]	40 mm

S1	Width across flats [mm]	T-Griff
Cmin	Span outside pull-off (min.) [mm]	0 mm
Cmax	Span outside pull-off (max.) [mm]	60 mm
K	Hook root thickness at the tip (claw thickness K) [mm]	2 mm
J	Hook base width (claw width J) [mm]	8 mm
O	Hook base depth usable (claw depth usable O) [mm]	8 mm
H	Total hook root depth (total claw depth H) [mm]	17 mm
L	Total claw thickness (L+1mm) (claw distance to base surface) [mm]	3,6 mm
Fmax	Max. tractive force [t]	1.5 t
Fmax	Max. tensile force [kN]	15 kN