

45-3 3-jaw industrial puller with force-amplifying, self-centering jaws, up to 160 mm spread, 160 mm reach



DESCRIPTION

The compact 3-jaw industrial puller with force-amplifying and self-centering jaws is used for pulling bearings, gears, and discs in all common sizes for crafts, workshops, and industry. It allows for the loosening of any component that sits on a shaft and is freely accessible from the outside. When the spindle pressure is built up, the part to be pulled is increasingly gripped by the interconnected jaws. The 3-jaw design ensures an even load distribution, providing a particularly secure hold on the part to be removed.

APPLICATION AREA

For pulling off bearings, gears and pulleys

BENEFIT

- Self-centering of the jaws through manual tightening of the spindle (Autogrip Technology)
- Safe positioning of the spindle through a rotatable spindle tip on both smooth surfaces and during centerings (Switch Technology)
- 3-jaw ensures an even force distribution and allows for greater pulling forces.
- Anti-slip safety (spindle neck) at the spindle head for safe working with a wrench.
- Spindle outlet to protect the thread

OPERATION

- Position the puller jaws from the outside onto the part to be removed
- Swing the claws under the component
- Manually pull the spindle for fixation
- Move the hexagon on the spindle head with a ratchet or a ring spanner until the component is loosened


MASTER DATA

GTIN [EAN]	4021176016691
Country of origin	DE
Case material	Tool steel
Series	45
Net weight [kg]	2,45 kg
Package contents	1 piece
Packaging Act	PAP 21
Global sales capability given	Yes (REACH, RoHS, POP, PROP65, TSCA)

SPARE PARTS

- 44-3-206_Spindle with socket
- 45-3-160-S_3 puller set
- 45-3-T_Crossbar
- 616180_Double-sided spindle tip

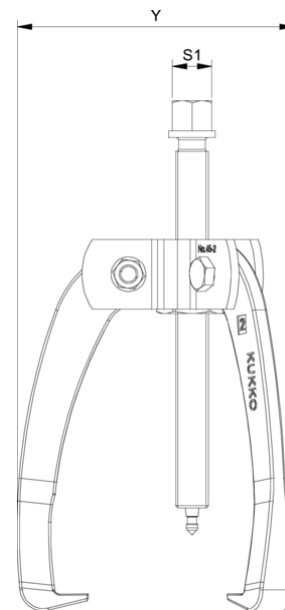
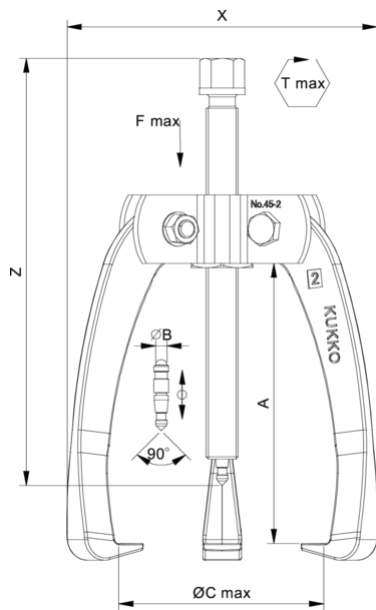
APPLICATION IMAGE



DETAIL IMAGE

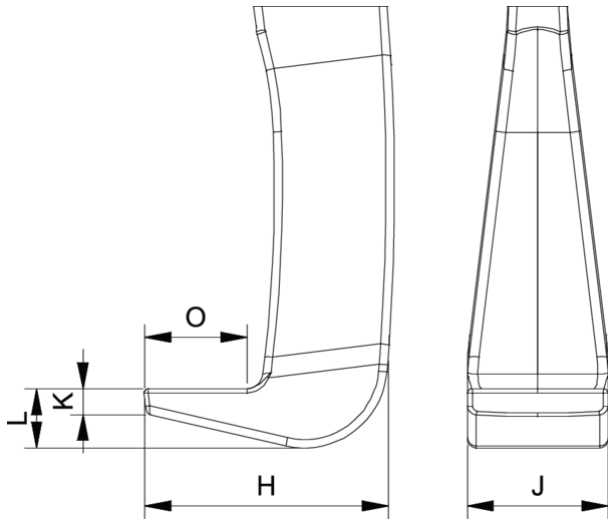


3-jaw industrial puller with force-amplifying, self-centering jaws, up to 160 mm spread, 160 mm reach



Abbreviation	Attribut	Wert
X	Total width [mm]	198 mm
Y	Total depth [mm]	198 mm
Z	Total height [mm]	235 mm
A	Clamping depth outside pull-off [mm]	160 mm
S1	Width across flats [mm]	19 mm
Cmin	Span outside pull-off (min.) [mm]	0 mm
Cmax	Span outside pull-off (max.) [mm]	160 mm
K	Hook root thickness at the tip (claw thickness K) [mm]	3,3 mm
J	Hook base width (claw width J) [mm]	20 mm
O	Hook base depth usable (claw depth usable O) [mm]	17 mm
H	Total hook root depth (total claw depth H) [mm]	36 mm
L	Total claw thickness (L+1mm) (claw distance to base surface) [mm]	12 mm
Tmax	Max. torque [Nm]	180 Nm
Fmax	Max. tractive force [t]	8 t
Fmax	Max. tensile force [kN]	80 kN

Abbreviation	Attribut	Wert
X	Total width [mm]	198 mm
Y	Total depth [mm]	198 mm
Z	Total height [mm]	235 mm
A	Clamping depth outside pull-off [mm]	160 mm
S1	Width across flats [mm]	19 mm
Cmin	Span outside pull-off (min.) [mm]	0 mm
Cmax	Span outside pull-off (max.) [mm]	160 mm
K	Hook root thickness at the tip (claw thickness K) [mm]	3,3 mm
J	Hook base width (claw width J) [mm]	20 mm
O	Hook base depth usable (claw depth usable O) [mm]	17 mm
H	Total hook root depth (total claw depth H) [mm]	36 mm
L	Total claw thickness (L+1mm) (claw distance to base surface) [mm]	12 mm
Tmax	Max. torque [Nm]	180 Nm
Fmax	Max. tractive force [t]	8 t
Fmax	Max. tensile force [kN]	80 kN



Abbreviation	Attribut	Wert
X	Total width [mm]	198 mm
Y	Total depth [mm]	198 mm
Z	Total height [mm]	235 mm
A	Clamping depth outside pull-off [mm]	160 mm
S1	Width across flats [mm]	19 mm
Cmin	Span outside pull-off (min.) [mm]	0 mm
Cmax	Span outside pull-off (max.) [mm]	160 mm
K	Hook root thickness at the tip (claw thickness K) [mm]	3,3 mm
J	Hook base width (claw width J) [mm]	20 mm
O	Hook base depth usable (claw depth usable O) [mm]	17 mm
H	Total hook root depth (total claw depth H) [mm]	36 mm
L	Total claw thickness (L+1mm) (claw distance to base surface) [mm]	12 mm
Tmax	Max. torque [Nm]	180 Nm
Fmax	Max. tractive force [t]	8 t
Fmax	Max. tensile force [kN]	80 kN