

# 44-4 2-jaw industrial puller with force-amplifying, self-centering jaws, up to 250 mm spread, 200 mm reach



## DESCRIPTION

The handy 2-jaw industrial puller with force-amplifying and self-centering jaws is used for pulling bearings, gears, and discs in all common sizes for craft, workshop, and industry. It allows for the removal of any component seated on a shaft and freely accessible from the outside. When the spindle pressure is built up, the part to be pulled is increasingly gripped tighter by the interconnected jaws.

## APPLICATION AREA

For pulling off bearings, gears and pulleys

## BENEFIT

- Self-centering of the jaws through manual tightening of the spindle (Autogrip Technology)
- Safe setup of the spindle through a swiveling spindle tip on both smooth surfaces and during centering (Switch Technology)
- Anti-slip safety (spindle neck) at the spindle head for safe working with a wrench
- Spindle outlet to protect the thread

## OPERATION

- Place the puller jaws from the outside onto the part to be removed
- Lift the jaws under the component
- Manually pull the spindle to secure it
- Use a ratchet or a ring spanner to move the hexagon on the spindle head until the component is loosened

## MASTER DATA

GTIN [EAN]	4021176016363
Country of origin	DE
Case material	Tool steel
Series	44
Net weight [kg]	3,28 kg
Package contents	1 piece
Packaging Act	PAP 21
Global sales capability given	Yes (REACH, RoHS, POP, PROP65, TSCA)

## SPARE PARTS

- 44-4-200-P\_2 claw (pair)
- 44-4-206\_pressure spindle
- 44-4-T\_2-jaw crossbar

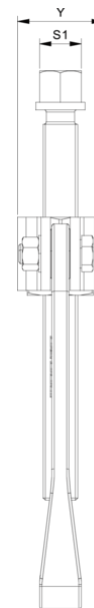
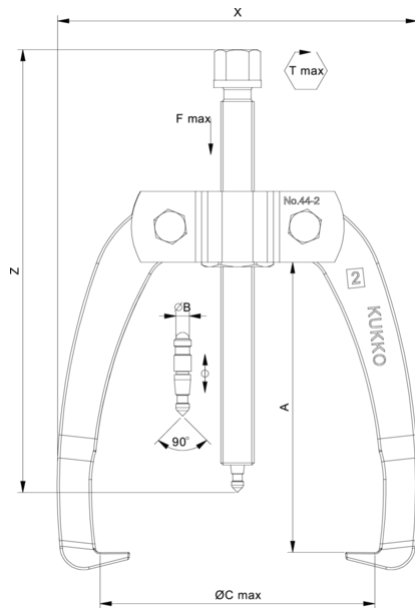
## APPLICATION IMAGE



## DETAIL IMAGE

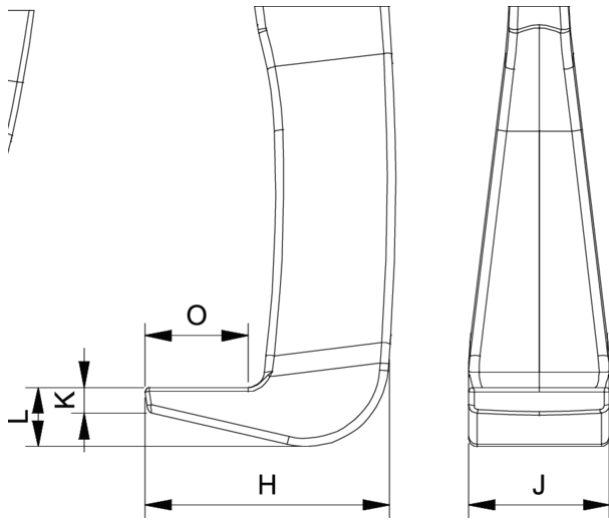


# 2-jaw industrial puller with force-amplifying, self-centering jaws, up to 250 mm spread, 200 mm reach



Abbreviation	Attribut	Wert
X	Total width [mm]	302 mm
Y	Total depth [mm]	62 mm
Z	Total height [mm]	285 mm
A	Clamping depth outside pull-off [mm]	200 mm
S1	Width across flats [mm]	24 mm
Cmin	Span outside pull-off (min.) [mm]	0 mm
Cmax	Span outside pull-off (max.) [mm]	250 mm
K	Hook root thickness at the tip (claw thickness K) [mm]	4 mm
J	Hook base width (claw width J) [mm]	28 mm
O	Hook base depth usable (claw depth usable O) [mm]	26 mm
H	Total hook root depth (total claw depth H) [mm]	52 mm
L	Total claw thickness (L+1mm) (claw distance to base surface) [mm]	12 mm
Tmax	Max. torque [Nm]	190 Nm
Fmax	Max. tractive force [t]	7 t
Fmax	Max. tensile force [kN]	70 kN

Abbreviation	Attribut	Wert
X	Total width [mm]	302 mm
Y	Total depth [mm]	62 mm
Z	Total height [mm]	285 mm
A	Clamping depth outside pull-off [mm]	200 mm
S1	Width across flats [mm]	24 mm
Cmin	Span outside pull-off (min.) [mm]	0 mm
Cmax	Span outside pull-off (max.) [mm]	250 mm
K	Hook root thickness at the tip (claw thickness K) [mm]	4 mm
J	Hook base width (claw width J) [mm]	28 mm
O	Hook base depth usable (claw depth usable O) [mm]	26 mm
H	Total hook root depth (total claw depth H) [mm]	52 mm
L	Total claw thickness (L+1mm) (claw distance to base surface) [mm]	12 mm
Tmax	Max. torque [Nm]	190 Nm
Fmax	Max. tractive force [t]	7 t
Fmax	Max. tensile force [kN]	70 kN



Abbreviation	Attribut	Wert
X	Total width [mm]	302 mm
Y	Total depth [mm]	62 mm
Z	Total height [mm]	285 mm
A	Clamping depth outside pull-off [mm]	200 mm
S1	Width across flats [mm]	24 mm
Cmin	Span outside pull-off (min.) [mm]	0 mm
Cmax	Span outside pull-off (max.) [mm]	250 mm
K	Hook root thickness at the tip (claw thickness K) [mm]	4 mm
J	Hook base width (claw width J) [mm]	28 mm
O	Hook base depth usable (claw depth usable O) [mm]	26 mm
H	Total hook root depth (total claw depth H) [mm]	52 mm
L	Total claw thickness (L+1mm) (claw distance to base surface) [mm]	12 mm
Tmax	Max. torque [Nm]	190 Nm
Fmax	Max. tractive force [t]	7 t
Fmax	Max. tensile force [kN]	70 kN