

44-1 2-jaw industrial puller with force-amplifying, self-centering jaws, up to 100 mm spread, 100 mm reach



DESCRIPTION

The handy 2-jaw industrial puller with force-amplifying and self-centering jaws is used for pulling bearings, gears, and discs in all common sizes for craft, workshop, and industry. It allows for the removal of any component seated on a shaft and freely accessible from the outside. When the spindle pressure is built up, the part to be pulled is increasingly gripped tighter by the interconnected jaws.

APPLICATION AREA

For pulling off bearings, gears and pulleys

BENEFIT

- Self-centering of the jaws through manual tightening of the spindle (Autogrip Technology)
- Safe setup of the spindle through a swiveling spindle tip on both smooth surfaces and during centering (Switch Technology)
- Anti-slip safety (spindle neck) at the spindle head for safe working with a wrench
- Spindle outlet to protect the thread

OPERATION

- Place the puller jaws from the outside onto the part to be removed
- Lift the jaws under the component
- Manually pull the spindle to secure it
- Use a ratchet or a ring spanner to move the hexagon on the spindle head until the component is loosened

MASTER DATA

GTIN [EAN]	4021176016028
Country of origin	DE
Case material	Tool steel
Series	44
Net weight [kg]	0,525 kg
Package contents	1 piece
Packaging Act	PAP 21
Global sales capability given	Yes (REACH, RoHS, POP, PROP65, TSCA)

SPARE PARTS

- 44-1-100-P_2 claw (pair)
- 44-1-206_Spindle with socket
- 44-1-T_2-jaw crossbar
- 612130_Mechanical pressure spindle
- 612140_Double-sided spindle tip

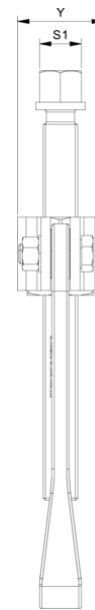
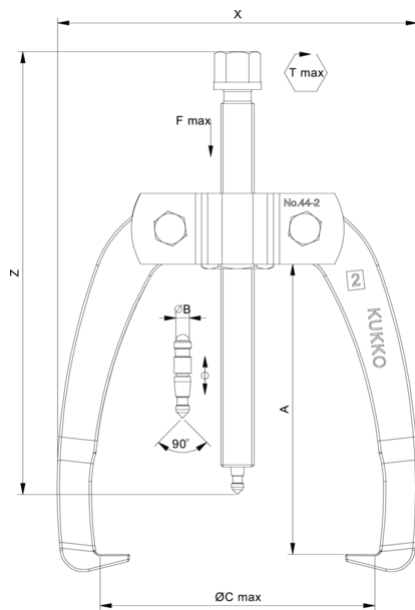
APPLICATION IMAGE



DETAIL IMAGE

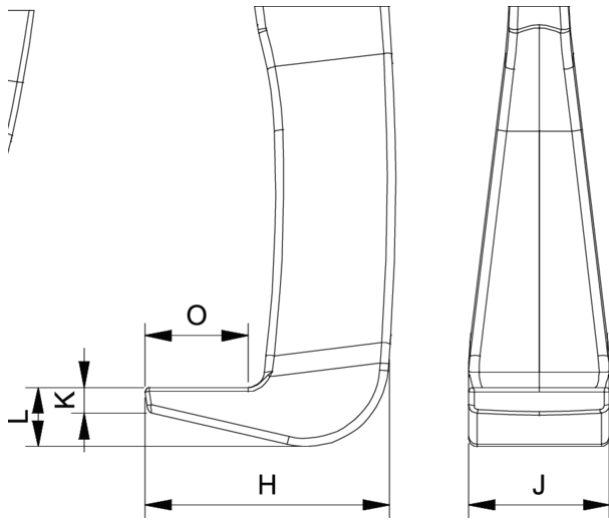


2-jaw industrial puller with force-amplifying, self-centering jaws, up to 100 mm spread, 100 mm reach



Abbreviation	Attribut	Wert
X	Total width [mm]	123 mm
Y	Total depth [mm]	30 mm
Z	Total height [mm]	150 mm
A	Clamping depth outside pull-off [mm]	100 mm
S1	Width across flats [mm]	13 mm
Cmin	Span outside pull-off (min.) [mm]	0 mm
Cmax	Span outside pull-off (max.) [mm]	100 mm
K	Hook root thickness at the tip (claw thickness K) [mm]	3 mm
J	Hook base width (claw width J) [mm]	16 mm
O	Hook base depth usable (claw depth usable O) [mm]	11,5 mm
H	Total hook root depth (total claw depth H) [mm]	23 mm
L	Total claw thickness (L+1mm) (claw distance to base surface) [mm]	6,5 mm
Tmax	Max. torque [Nm]	50 Nm
Fmax	Max. tractive force [t]	3 t
Fmax	Max. tensile force [kN]	30 kN

Abbreviation	Attribut	Wert
X	Total width [mm]	123 mm
Y	Total depth [mm]	30 mm
Z	Total height [mm]	150 mm
A	Clamping depth outside pull-off [mm]	100 mm
S1	Width across flats [mm]	13 mm
Cmin	Span outside pull-off (min.) [mm]	0 mm
Cmax	Span outside pull-off (max.) [mm]	100 mm
K	Hook root thickness at the tip (claw thickness K) [mm]	3 mm
J	Hook base width (claw width J) [mm]	16 mm
O	Hook base depth usable (claw depth usable O) [mm]	11,5 mm
H	Total hook root depth (total claw depth H) [mm]	23 mm
L	Total claw thickness (L+1mm) (claw distance to base surface) [mm]	6,5 mm
Tmax	Max. torque [Nm]	50 Nm
Fmax	Max. tractive force [t]	3 t
Fmax	Max. tensile force [kN]	30 kN



Abbreviation	Attribut	Wert
X	Total width [mm]	123 mm
Y	Total depth [mm]	30 mm
Z	Total height [mm]	150 mm
A	Clamping depth outside pull-off [mm]	100 mm
S1	Width across flats [mm]	13 mm
Cmin	Span outside pull-off (min.) [mm]	0 mm
Cmax	Span outside pull-off (max.) [mm]	100 mm
K	Hook root thickness at the tip (claw thickness K) [mm]	3 mm
J	Hook base width (claw width J) [mm]	16 mm
O	Hook base depth usable (claw depth usable O) [mm]	11,5 mm
H	Total hook root depth (total claw depth H) [mm]	23 mm
L	Total claw thickness (L+1mm) (claw distance to base surface) [mm]	6,5 mm
Tmax	Max. torque [Nm]	50 Nm
Fmax	Max. tractive force [t]	3 t
Fmax	Max. tensile force [kN]	30 kN