

43-12 3-jaw small parts puller with force-amplifying, self-centering jaws, up to 70 mm spread, 70 mm reach



APPLICATION IMAGE



DESCRIPTION

The handy 3-jaw puller with force-amplifying and self-centering jaws is used for the sensitive extraction of small bearings, gears, and discs in tight, hard-to-access spaces. The compact and space-saving design of the puller, with narrow jaws that widen towards the claw, is particularly suitable for electric motors. The freely movable pin on the T-handle ensures comfortable, one-handed tightening of the spindle in the tightest spaces.

APPLICATION AREA

For sensitive extraction of small bearings, gears and pulleys for narrow, poorly accessible gaps

BENEFIT

- Self-centering of the jaws through manual tightening of the spindle (Autogrip Technology)
- Integrated, free-moving pin on the T-handle guarantees manual spindle drive in tight spaces
- The slim design of the jaws allows access to hard-to-reach places.
- No additional tool is required for the pulling process.

OPERATION

- Position the puller jaws from the outside onto the part to be pulled off
- Swing the claws under the component
- Manually pull the spindle for fixation
- Set the T-handle at the spindle head in motion until the component is loosened

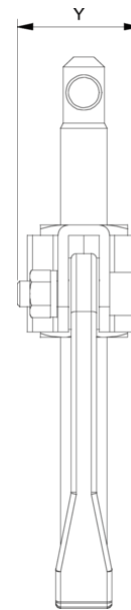
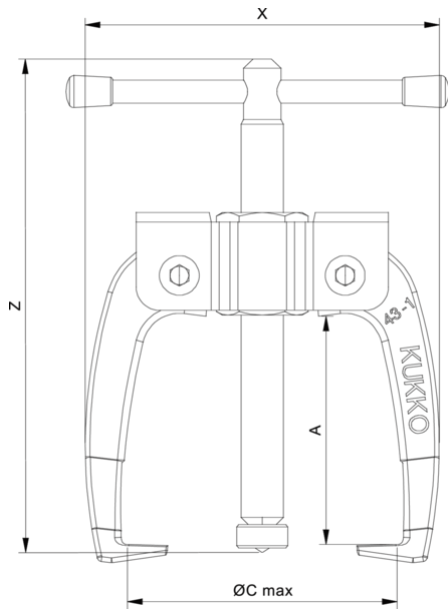
MASTER DATA

GTIN [EAN]	4021176015601
Country of origin	DE
Case material	Tool steel
Series	43-10
Net weight [kg]	0,35 kg
Package contents	1 piece
Packaging Act	PAP 21
Global sales capability given	Yes (REACH, RoHS, POP, PROP65, TSCA)

SPARE PARTS

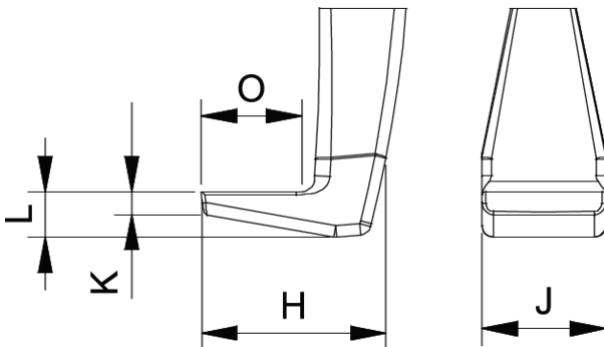
- 43-1-206_Press spindle
- 43-11-T_Crossbar
- 43-12-70-S_3 jaws (set)

3-jaw small parts puller with force-amplifying, self-centering jaws, up to 70 mm spread, 70 mm reach



Abbreviation	Attribut	Wert
X	Total width [mm]	89 mm
Y	Total depth [mm]	89 mm
Z	Total height [mm]	107 mm
A	Clamping depth outside pull-off [mm]	70 mm
Cmin	Span outside pull-off (min.) [mm]	0 mm
Cmax	Span outside pull-off (max.) [mm]	70 mm
K	Hook root thickness at the tip (claw thickness K) [mm]	2 mm
J	Hook base width (claw width J) [mm]	11 mm
O	Hook base depth usable (claw depth usable O) [mm]	10 mm
H	Total hook root depth (total claw depth H) [mm]	19,5 mm
L	Total claw thickness (L+1mm) (claw distance to base surface) [mm]	5 mm
Fmax	Max. tractive force [t]	1.5 t
Fmax	Max. tensile force [kN]	15 kN

Abbreviation	Attribut	Wert
X	Total width [mm]	89 mm
Y	Total depth [mm]	89 mm
Z	Total height [mm]	107 mm
A	Clamping depth outside pull-off [mm]	70 mm
Cmin	Span outside pull-off (min.) [mm]	0 mm
Cmax	Span outside pull-off (max.) [mm]	70 mm
K	Hook root thickness at the tip (claw thickness K) [mm]	2 mm
J	Hook base width (claw width J) [mm]	11 mm
O	Hook base depth usable (claw depth usable O) [mm]	10 mm
H	Total hook root depth (total claw depth H) [mm]	19,5 mm
L	Total claw thickness (L+1mm) (claw distance to base surface) [mm]	5 mm
Fmax	Max. tractive force [t]	1.5 t
Fmax	Max. tensile force [kN]	15 kN



Abbreviation	Attribut	Wert
X	Total width [mm]	89 mm
Y	Total depth [mm]	89 mm
Z	Total height [mm]	107 mm
A	Clamping depth outside pull-off [mm]	70 mm
Cmin	Span outside pull-off (min.) [mm]	0 mm

Cmax	Span outside pull-off (max.) [mm]	70 mm
K	Hook root thickness at the tip (claw thickness K) [mm]	2 mm
J	Hook base width (claw width J) [mm]	11 mm
O	Hook base depth usable (claw depth usable O) [mm]	10 mm
H	Total hook root depth (total claw depth H) [mm]	19,5 mm
L	Total claw thickness (L+1mm) (claw distance to base surface) [mm]	5 mm
Fmax	Max. tractive force [t]	1.5 t
Fmax	Max. tensile force [kN]	15 kN