

112-20 2-jaw Puller for ball bearings (Swedish model) with cone knob, up to 100 mm spread, 100 mm reach



APPLICATION IMAGE



DETAIL IMAGE



DESCRIPTION

The 2-jaw puller with cone knob is designed for the proper removal of rolling bearings in collaboration with a Scandinavian ball bearing manufacturer. Both the proportions of the puller and the consistently straight puller jaws are specially tailored to meet the requirements for centralized pulling of small and medium bearings under limited environmental conditions. This helps prevent possible damage to the bearing and bearing seat during removal. The springs ensure a synchronous opening and closing of the puller jaws, making handling easier and allowing for even more efficient work. The combination of the tightened reach adjusting knob and the spring element prevents the puller from slipping and ensures a particularly firm hold at all times. At the same time, the fixation of the jaws by the cone knob speeds up and simplifies the work during consistent pulling processes with identical spread.

APPLICATION AREA

For the proper dismounting of rolling bearings

BENEFIT

- Automatic self-centering of the jaws by tightening the tension ring
- The tension ring and spring ensure a force-fitting fixation of the puller without slipping or deflection of the jaws.
- Claw-shaped leg end grasps the bearing in a form-fit manner.
- The spread only needs to be set once for identical pull-off processes.
- Anti-slip safety (spindle neck) at the spindle head for safe working with a wrench.
- Secure mounting of the spindle through the rotatable spindle tip on both smooth surfaces and in centering (Switch Technology)
- Spindle extension for the protection of the thread

OPERATION

- Place the spindle in the center on the shaft
- Tighten the cone knob until the arms securely clamp the bearing
- Manually apply pressure to the spindle for fixation
- Move the hexagon on the spindle head with a ratchet or a combination wrench until the bearing is loose

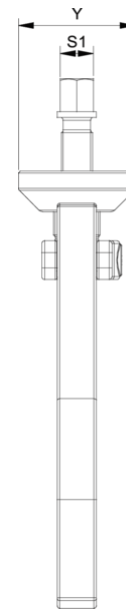
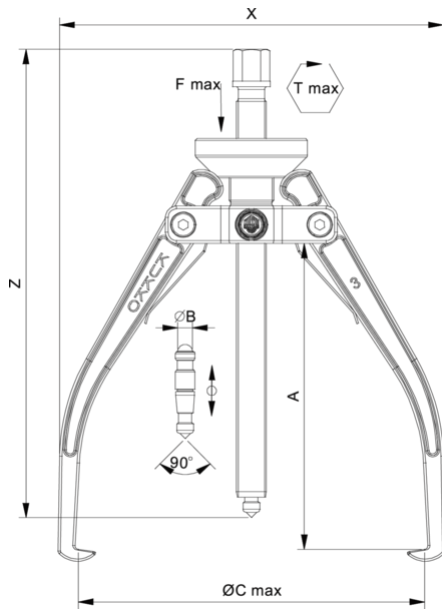
MASTER DATA

GTIN [EAN]	4021176420283
Country of origin	DE
Case material	Tool steel
Series	112
Net weight [kg]	0,945 kg
Package contents	1 piece
Packaging Act	PAP 21
Global sales capability given	Yes (REACH, RoHS, POP, PROP65, TSCA)

SPARE PARTS

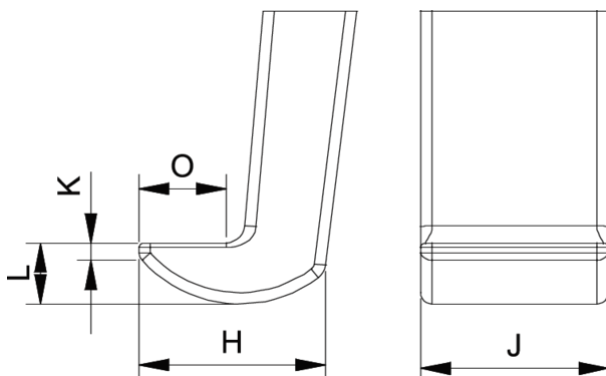
- 112-2-060-P_Pair of springs + screws for 112-2 / -20
- 112-2-33_Spannring
- 112-2-T_Crossbar
- 112-20-100-P_2 puller jaws with tension pins (pair)
- 612140_Double-sided spindle tip
- 614160_Mechanical pressure spindle

2-jaw Puller for ball bearings (Swedish model) with cone knob, up to 100 mm spread, 100 mm reach



Abbreviation	Attribut	Wert
X	Total width [mm]	114 mm
Y	Total depth [mm]	46 mm
Z	Total height [mm]	181 mm
A	Clamping depth outside pull-off [mm]	100 mm
S1	Width across flats [mm]	17 mm
Cmin	Span outside pull-off (min.) [mm]	0 mm
Cmax	Span outside pull-off (max.) [mm]	100 mm
K	Hook root thickness at the tip (claw thickness K) [mm]	3 mm
J	Hook base width (claw width J) [mm]	15 mm
O	Hook base depth usable (claw depth usable O) [mm]	8 mm
H	Total hook root depth (total claw depth H) [mm]	15 mm
L	Total claw thickness (L+1mm) (claw distance to base surface) [mm]	6,5 mm
Tmax	Max. torque [Nm]	55 Nm
Fmax	Max. tractive force [t]	3 t
Fmax	Max. tensile force [kN]	30 kN

Abbreviation	Attribut	Wert
X	Total width [mm]	114 mm
Y	Total depth [mm]	46 mm
Z	Total height [mm]	181 mm
A	Clamping depth outside pull-off [mm]	100 mm
S1	Width across flats [mm]	17 mm
Cmin	Span outside pull-off (min.) [mm]	0 mm
Cmax	Span outside pull-off (max.) [mm]	100 mm
K	Hook root thickness at the tip (claw thickness K) [mm]	3 mm
J	Hook base width (claw width J) [mm]	15 mm
O	Hook base depth usable (claw depth usable O) [mm]	8 mm
H	Total hook root depth (total claw depth H) [mm]	15 mm
L	Total claw thickness (L+1mm) (claw distance to base surface) [mm]	6,5 mm
Tmax	Max. torque [Nm]	55 Nm
Fmax	Max. tractive force [t]	3 t
Fmax	Max. tensile force [kN]	30 kN



Abbreviation	Attribut	Wert
X	Total width [mm]	114 mm
Y	Total depth [mm]	46 mm

Z	Total height [mm]	181 mm
A	Clamping depth outside pull-off [mm]	100 mm
S1	Width across flats [mm]	17 mm
Cmin	Span outside pull-off (min.) [mm]	0 mm
Cmax	Span outside pull-off (max.) [mm]	100 mm
K	Hook root thickness at the tip (claw thickness K) [mm]	3 mm
J	Hook base width (claw width J) [mm]	15 mm
O	Hook base depth usable (claw depth usable O) [mm]	8 mm
H	Total hook root depth (total claw depth H) [mm]	15 mm
L	Total claw thickness (L+1mm) (claw distance to base surface) [mm]	6,5 mm
Tmax	Max. torque [Nm]	55 Nm
Fmax	Max. tractive force [t]	3 t
Fmax	Max. tensile force [kN]	30 kN