

207-3-B 3-jaw tab puller with height-adjustable jaws, combination crossbar, hydraulic spindle, up to 550 mm spread, 490 mm depth



APPLICATION IMAGE



DESCRIPTION

The heavy, 2-jaw or 3-jaw puller with oscillating, height-adjustable jaws, combo crossbar, and hydraulic spindle is used for centric removal of large, particularly stuck bearings, gears, and discs in all common sizes for craft, industry, and workshop. The hydraulic spindle achieves an average pulling force of a maximum of 12 t. This allows for loosening any component that is seated on a shaft and is freely accessible from the outside. For pulling operations with a pulling force of up to 10 t and/or in confined spaces, the mechanical spindle can be used. The oscillating jaws adapt to any installation situation and are universally applicable due to the adjustable reach. Thanks to the combo crossbar, the puller can be used as both a 2-jaw and 3-jaw puller. Depending on the design, the claw shape differs. The 3-jaw design guarantees an even load distribution and thus a particularly secure grip on the part being pulled.

APPLICATION AREA

For centric extraction of large, particularly tight-fitting bearings, gears and pulleys

BENEFIT

- Adjustable puller jaws for individual reach adjustment
- Oscillating puller jaws offer a variety of adjustment options
- Puller jaws with different claw shapes for flexible working
- Thanks to the crossbar, the puller can be used for 2-jaw and 3-jaw pulling.
- Claw end with slot provides support for screw for additional support when pulling off
- Hydraulic spindle guarantees easy and controlled removal of particularly stuck parts with minimal effort.
- In limited space conditions requiring direct access to the component, the mechanical spindle can be used.
- The mechanical spindle features a rotating spindle tip for secure placement on smooth surfaces and during centering.
- Secure mounting of the spindle through a rotatable spindle tip both on smooth surfaces and in centering (Switch Technology)
- 3-jaw ensures an even power distribution and allows for greater pull-out forces.
- Anti-slip safety (spindle neck) at the spindle head for safe working with wrench.
- Spindle outlet to protect the thread

OPERATION

- Position the puller jaws from the outside onto the part to be removed
- Swing the claws under the component
- Engage the hexagon at the spindle head with a ratchet or a combination wrench
- Follow up with the hydraulic spindle until the component is detached

MASTER DATA

GTIN [EAN]	4021176886171
Country of origin	DE
Case material	Tool steel
Series	207-B
Net weight [kg]	14,31 kg
Package contents	1 piece

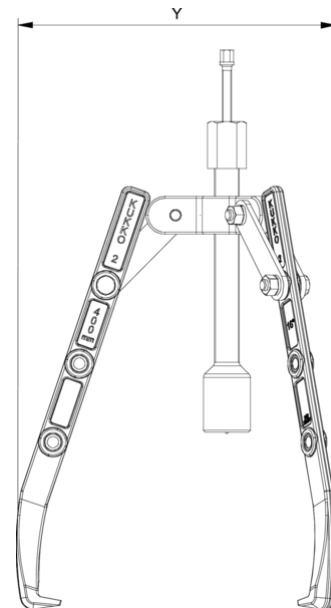
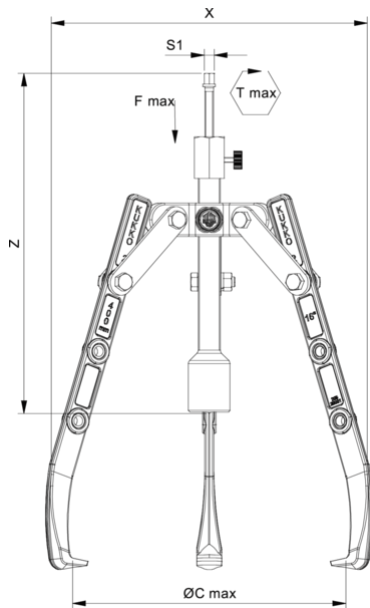
Packaging Act
Global sales capability given

PP 05
Yes (REACH, RoHS, POP, PROP65,
TSCA)

SPARE PARTS

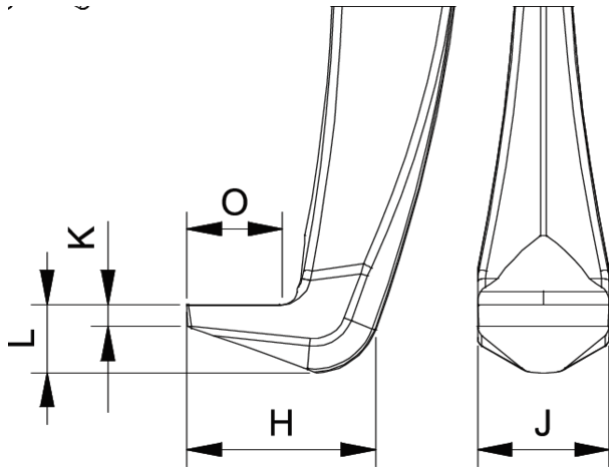
- 203-3-T_Crossbar
- 206-3-540-S_3 puller jaws (set)
- 626400_Hydraulic spindle
- 8-02_hydraulic spindle

3-jaw tab puller with height-adjustable jaws, combination crossbar, hydraulic spindle, up to 550 mm spread, 490 mm depth

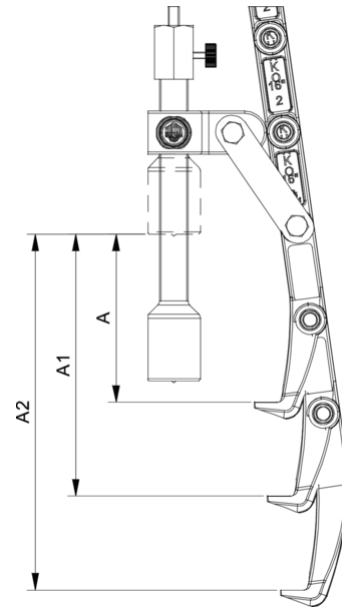


Abbreviation	Attribut	Wert
X	Total width [mm]	622 mm
Y	Total depth [mm]	622 mm
Z	Total height [mm]	480 mm
A	Clamping depth outside pull-off [mm]	490 mm
S1	Width across flats [mm]	12 mm
Cmin	Span outside pull-off (min.) [mm]	0 mm
Cmax	Span outside pull-off (max.) [mm]	550 mm
A6	Clamping depth of A6 external pull-off (hydraulic) [mm]	440 mm
K	Hook root thickness at the tip (claw thickness K) [mm]	4,5 mm
J	Hook base width (claw width J) [mm]	30 mm
O	Hook base depth usable (claw depth usable O) [mm]	22 mm
H	Total hook root depth (total claw depth H) [mm]	58 mm
L	Total claw thickness (L+1mm) (claw distance to base surface) [mm]	19 mm
Tmax	Max. torque [Nm]	20 Nm
Fmax	Max. tractive force [t]	12 t
Fmax	Max. tensile force [kN]	120 kN

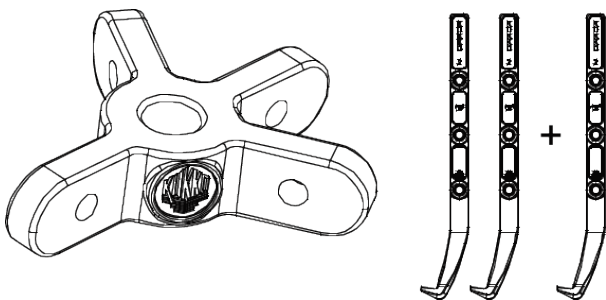
Abbreviation	Attribut	Wert
X	Total width [mm]	622 mm
Y	Total depth [mm]	622 mm
Z	Total height [mm]	480 mm
A	Clamping depth outside pull-off [mm]	490 mm
S1	Width across flats [mm]	12 mm
Cmin	Span outside pull-off (min.) [mm]	0 mm
Cmax	Span outside pull-off (max.) [mm]	550 mm
A6	Clamping depth of A6 external pull-off (hydraulic) [mm]	440 mm
K	Hook root thickness at the tip (claw thickness K) [mm]	4,5 mm
J	Hook base width (claw width J) [mm]	30 mm
O	Hook base depth usable (claw depth usable O) [mm]	22 mm
H	Total hook root depth (total claw depth H) [mm]	58 mm
L	Total claw thickness (L+1mm) (claw distance to base surface) [mm]	19 mm
Tmax	Max. torque [Nm]	20 Nm
Fmax	Max. tractive force [t]	12 t
Fmax	Max. tensile force [kN]	120 kN



Abbreviation	Attribut	Wert
X	Total width [mm]	622 mm
Y	Total depth [mm]	622 mm
Z	Total height [mm]	480 mm
A	Clamping depth outside pull-off [mm]	490 mm
S1	Width across flats [mm]	12 mm
Cmin	Span outside pull-off (min.) [mm]	0 mm
Cmax	Span outside pull-off (max.) [mm]	550 mm
A6	Clamping depth of A6 external pull-off (hydraulic) [mm]	440 mm
K	Hook root thickness at the tip (claw thickness K) [mm]	4,5 mm
J	Hook base width (claw width J) [mm]	30 mm
O	Hook base depth usable (claw depth usable O) [mm]	22 mm
H	Total hook root depth (total claw depth H) [mm]	58 mm
L	Total claw thickness (L+1mm) (claw distance to base surface) [mm]	19 mm
Tmax	Max. torque [Nm]	20 Nm
Fmax	Max. tractive force [t]	12 t
Fmax	Max. tensile force [kN]	120 kN



Abbreviation	Attribut	Wert
X	Total width [mm]	622 mm
Y	Total depth [mm]	622 mm
Z	Total height [mm]	480 mm
A	Clamping depth outside pull-off [mm]	490 mm
S1	Width across flats [mm]	12 mm
Cmin	Span outside pull-off (min.) [mm]	0 mm
Cmax	Span outside pull-off (max.) [mm]	550 mm
A6	Clamping depth of A6 external pull-off (hydraulic) [mm]	440 mm
K	Hook root thickness at the tip (claw thickness K) [mm]	4,5 mm
J	Hook base width (claw width J) [mm]	30 mm
O	Hook base depth usable (claw depth usable O) [mm]	22 mm
H	Total hook root depth (total claw depth H) [mm]	58 mm
L	Total claw thickness (L+1mm) (claw distance to base surface) [mm]	19 mm
Tmax	Max. torque [Nm]	20 Nm
Fmax	Max. tractive force [t]	12 t
Fmax	Max. tensile force [kN]	120 kN



Abbreviation	Attribut	Wert
X	Total width [mm]	622 mm
Y	Total depth [mm]	622 mm
Z	Total height [mm]	480 mm
A	Clamping depth outside pull-off [mm]	490 mm
S1	Width across flats [mm]	12 mm
Cmin	Span outside pull-off (min.) [mm]	0 mm
Cmax	Span outside pull-off (max.) [mm]	550 mm
A6	Clamping depth of A6 external pull-off (hydraulic) [mm]	440 mm
K	Hook root thickness at the tip (claw thickness K) [mm]	4,5 mm
J	Hook base width (claw width J) [mm]	30 mm
O	Hook base depth usable (claw depth usable O) [mm]	22 mm
H	Total hook root depth (total claw depth H) [mm]	58 mm
L	Total claw thickness (L+1mm) (claw distance to base surface) [mm]	19 mm
Tmax	Max. torque [Nm]	20 Nm
Fmax	Max. tractive force [t]	12 t
Fmax	Max. tensile force [kN]	120 kN