

206-02-B 3-jaw tab puller with oscillating, height-adjustable jaws, hydraulic spindle, up to 250 mm spread, 220 mm reach



APPLICATION IMAGE



DESCRIPTION

The heavy, 3-jaw puller with oscillating, height-adjustable puller arms and hydraulic spindle is used for centrally pulling large, especially seized bearings, gears, and discs in all common sizes for craft, industry, and workshop. The hydraulic spindle achieves an average pulling force of up to 12 t. This allows for the loosening of any component that is mounted on a shaft and is freely accessible from the outside. For pulling processes with a pulling force of up to 10 t and/or in confined space conditions, the mechanical spindle can be used. The oscillating puller arms adapt to any installation situation and are universally applicable due to the adjustable reach. Depending on the design, the claw shape differs. The 3-jaw design guarantees even load distribution and thus a particularly safe hold on the part to be pulled.

APPLICATION AREA

For centric extraction of large, particularly tight-fitting bearings, gears and pulleys

BENEFIT

- Adjustable puller jaws for individual reach adjustment
- Oscillating puller jaws offer a variety of adjustment options
- Pulling jaws with different claw shapes for flexible working.
- Claw end with slot provides support for screw for additional support when pulling off
- Hydraulic spindle guarantees easy and controlled pulling of particularly tightly seated parts with minimal effort.
- In limited space conditions that require direct access to the component, the mechanical spindle can be used.
- The mechanical spindle features a rotating spindle tip for secure placement on smooth surfaces and during centering.
- Safe setup of the spindle through a swivel spindle tip on both smooth surfaces and during centering (Switch Technology)
- 3-jaw ensures an even distribution of force and allows for greater pulling forces.
- Anti-slip safety (spindle neck) at the spindle head for safe work with wrench.
- Spindle outlet for thread protection

OPERATION

- Position the puller jaws from the outside onto the part to be removed
- Swing the claws under the component
- Engage the hexagon at the spindle head with a ratchet or a combination wrench
- Follow up with the hydraulic spindle until the component is detached

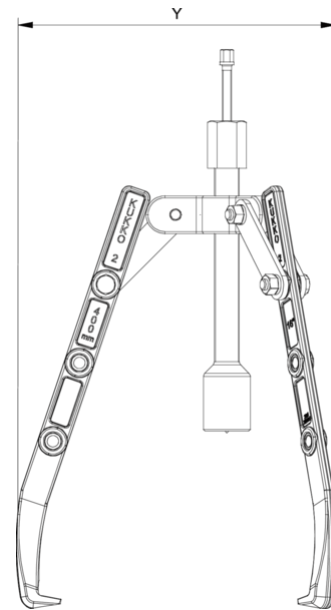
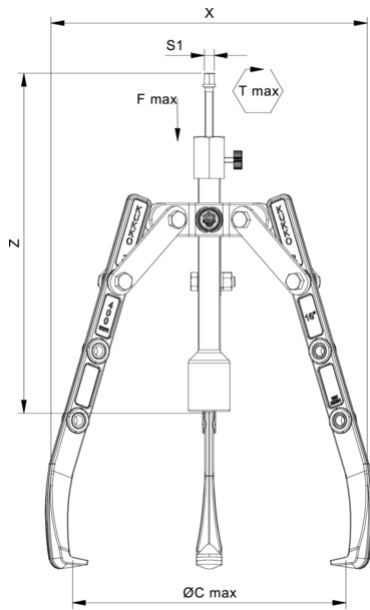
MASTER DATA

GTIN [EAN]	4021176886119
Country of origin	DE
Case material	Tool steel
Series	206-B
Net weight [kg]	5,24 kg
Package contents	1 piece
Packaging Act	PP 05
Global sales capability given	Yes (REACH, RoHS, POP, PROP65, TSCA)

SPARE PARTS

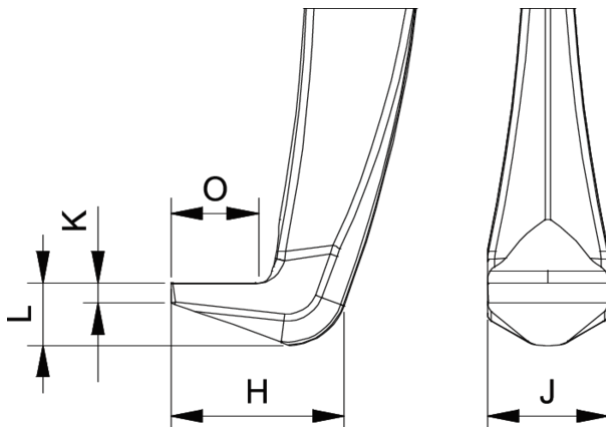
- 201-2-T_Crossbar
- 202-2-T_Crossbar
- 206-02-220-S_3 puller jaws (set)
- 620260_Two-sided spindle tip
- 621220_Mechanical pressure spindle
- 8-0-621_hydraulic spindle
- Hydraulic spindle

3-jaw tab puller with oscillating, height-adjustable jaws, hydraulic spindle, up to 250 mm spread, 220 mm reach

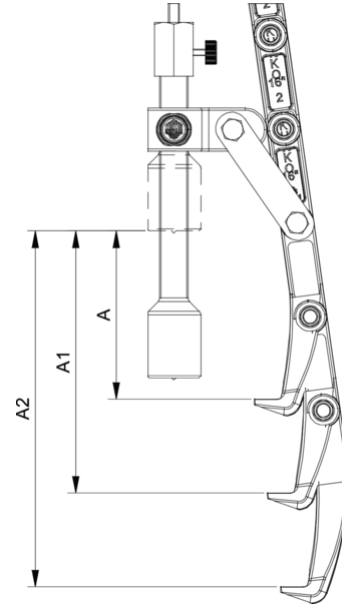


Abbreviation	Attribut	Wert
X	Total width [mm]	320 mm
Y	Total depth [mm]	320 mm
Z	Total height [mm]	420 mm
A	Clamping depth outside pull-off [mm]	220 mm
S1	Width across flats [mm]	12 mm
Cmin	Span outside pull-off (min.) [mm]	0 mm
Cmax	Span outside pull-off (max.) [mm]	250 mm
A6	Clamping depth of A6 external pull-off (hydraulic) [mm]	170 mm
K	Hook root thickness at the tip (claw thickness K) [mm]	4 mm
J	Hook base width (claw width J) [mm]	24 mm
O	Hook base depth usable (claw depth usable O) [mm]	15 mm
H	Total hook root depth (total claw depth H) [mm]	50 mm
L	Total claw thickness (L+1mm) (claw distance to base surface) [mm]	18 mm
Tmax	Max. torque [Nm]	15 Nm
Fmax	Max. tractive force [t]	10 t
Fmax	Max. tensile force [kN]	100 kN

Abbreviation	Attribut	Wert
X	Total width [mm]	320 mm
Y	Total depth [mm]	320 mm
Z	Total height [mm]	420 mm
A	Clamping depth outside pull-off [mm]	220 mm
S1	Width across flats [mm]	12 mm
Cmin	Span outside pull-off (min.) [mm]	0 mm
Cmax	Span outside pull-off (max.) [mm]	250 mm
A6	Clamping depth of A6 external pull-off (hydraulic) [mm]	170 mm
K	Hook root thickness at the tip (claw thickness K) [mm]	4 mm
J	Hook base width (claw width J) [mm]	24 mm
O	Hook base depth usable (claw depth usable O) [mm]	15 mm
H	Total hook root depth (total claw depth H) [mm]	50 mm
L	Total claw thickness (L+1mm) (claw distance to base surface) [mm]	18 mm
Tmax	Max. torque [Nm]	15 Nm
Fmax	Max. tractive force [t]	10 t
Fmax	Max. tensile force [kN]	100 kN



Abbreviation	Attribut	Wert
X	Total width [mm]	320 mm
Y	Total depth [mm]	320 mm
Z	Total height [mm]	420 mm
A	Clamping depth outside pull-off [mm]	220 mm
S1	Width across flats [mm]	12 mm
Cmin	Span outside pull-off (min.) [mm]	0 mm
Cmax	Span outside pull-off (max.) [mm]	250 mm
A6	Clamping depth of A6 external pull-off (hydraulic) [mm]	170 mm
K	Hook root thickness at the tip (claw thickness K) [mm]	4 mm
J	Hook base width (claw width J) [mm]	24 mm
O	Hook base depth usable (claw depth usable O) [mm]	15 mm
H	Total hook root depth (total claw depth H) [mm]	50 mm
L	Total claw thickness (L+1mm) (claw distance to base surface) [mm]	18 mm
Tmax	Max. torque [Nm]	15 Nm
Fmax	Max. tractive force [t]	10 t
Fmax	Max. tensile force [kN]	100 kN



Abbreviation	Attribut	Wert
X	Total width [mm]	320 mm
Y	Total depth [mm]	320 mm
Z	Total height [mm]	420 mm
A	Clamping depth outside pull-off [mm]	220 mm
S1	Width across flats [mm]	12 mm
Cmin	Span outside pull-off (min.) [mm]	0 mm
Cmax	Span outside pull-off (max.) [mm]	250 mm
A6	Clamping depth of A6 external pull-off (hydraulic) [mm]	170 mm
K	Hook root thickness at the tip (claw thickness K) [mm]	4 mm
J	Hook base width (claw width J) [mm]	24 mm
O	Hook base depth usable (claw depth usable O) [mm]	15 mm
H	Total hook root depth (total claw depth H) [mm]	50 mm
L	Total claw thickness (L+1mm) (claw distance to base surface) [mm]	18 mm
Tmax	Max. torque [Nm]	15 Nm
Fmax	Max. tractive force [t]	10 t
Fmax	Max. tensile force [kN]	100 kN