

# 47-1-B 3-jaw universal puller with swiveling jaws, combo crossbar, hydraulic spindle, up to 300 mm spread, 300 mm reach



## DESCRIPTION

The heavy 3-jaw universal puller with swiveling jaws, combination crossbar, and hydraulic spindle is used to pull large, particularly stuck bearings, gears, and discs in all common sizes for crafts, workshops, and industry. The hydraulic spindle achieves an average pulling force of up to 15 tons. This allows any component located on a shaft and freely accessible from the outside to be loosened. For pulling processes with a pulling force of up to 10 tons and/or in confined spaces, the mechanical spindle can be used. The swiveling jaws also provide maximum freedom of movement for individual adjustment to the respective spread and depth, even in restricted environmental conditions. Thanks to the combination crossbar, the puller can be used as both a 2-jaw and 3-jaw tool. The 3-jaw design guarantees an even load distribution and thus a particularly secure hold on the part being pulled.

## APPLICATION AREA

For extracting large, particularly tight-fitting bearings, gears and pulleys

## BENEFIT

- Swiveling jaws allow for operation in the tightest spaces while simultaneously providing individual adjustment to the spread and depth.
- The crossbar can be used as both a 2-jaw and a 3-jaw.
- 3-jaw ensures an even force distribution and allows for greater pulling forces.
- Fat hydraulic spindle guarantees easy and controlled removal of particularly stubborn parts with minimal effort.
- In confined spaces that require direct access to the component, the mechanical spindle can be used.
- The mechanical spindle features a rotatable spindle tip for secure placement on smooth surfaces and during centering.
- Anti-slip safety (spindle neck) at the spindle head for safe working with a wrench.
- Spindle outlet to protect the thread

## OPERATION

- Swivel the puller jaws from the outside onto the part to be removed
- Slide the jaws underneath the component
- Use the T-handle to operate the hydraulic spindle
- Adjust the hydraulic spindle until the component is released

## MASTER DATA

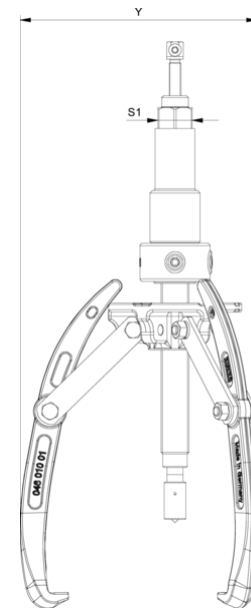
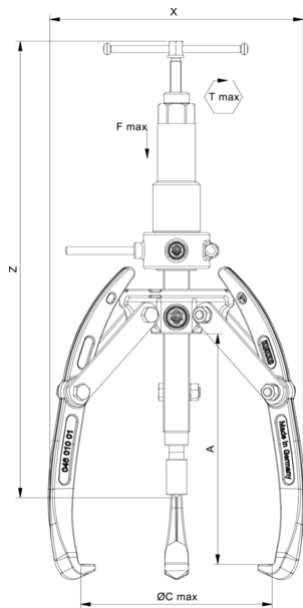
GTIN [EAN]	4021176017766
Country of origin	DE
Case material	Tool steel
Series	47-B
Net weight [kg]	2,92 kg
Package contents	1 piece
Packaging Act	PP 05
Global sales capability given	Yes (REACH, RoHS, POP, PROP65, TSCA)

## SPARE PARTS

- 46-300\_Puller jaws for series 46/47
- 46-47-T\_Crossbar for puller 46/47

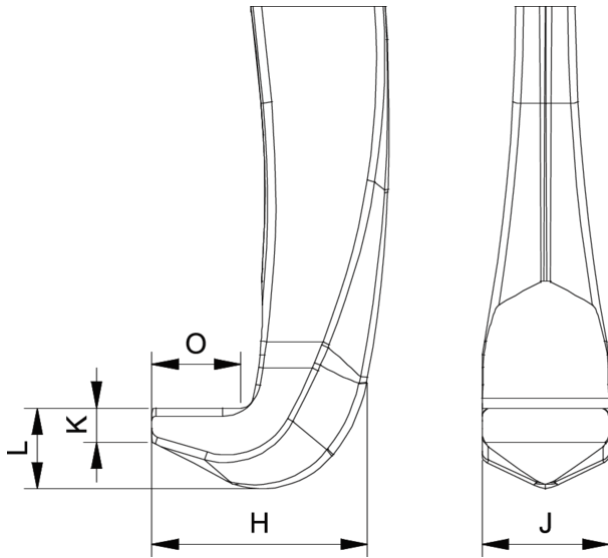
- 633370\_Double-sided spindle tip
- 633400\_Mechanical pressure spindle
- 8-1-F\_Hydraulic Spindle

# 3-jaw universal puller with swiveling jaws, combo crossbar, hydraulic spindle, up to 300 mm spread, 300 mm reach

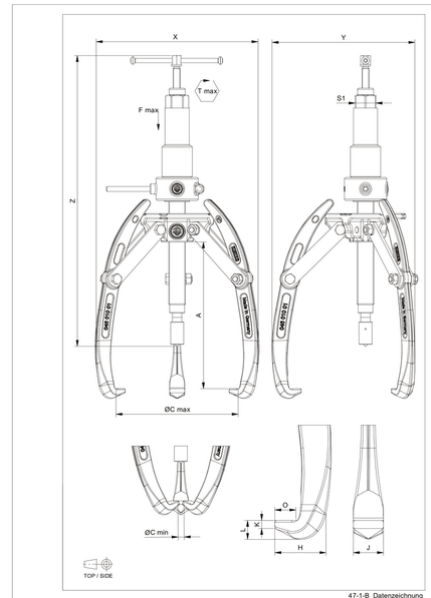


Abbreviation	Attribut	Wert
X	Total width [mm]	350 mm
Y	Total depth [mm]	350 mm
Z	Total height [mm]	600 mm
A	Clamping depth outside pull-off [mm]	300 mm
Cmin	Span outside pull-off (min.) [mm]	0 mm
Cmax	Span outside pull-off (max.) [mm]	300 mm
K	Hook root thickness at the tip (claw thickness K) [mm]	6 mm
J	Hook base width (claw width J) [mm]	30 mm
O	Hook base depth usable (claw depth usable O) [mm]	25 mm
H	Total hook root depth (total claw depth H) [mm]	50 mm
L	Total claw thickness (L+1mm) (claw distance to base surface) [mm]	22 mm
Tmax	Max. torque [Nm]	45 Nm
Fmax	Max. tractive force [t]	15 t
Fmax	Max. tensile force [kN]	150 kN

Abbreviation	Attribut	Wert
X	Total width [mm]	350 mm
Y	Total depth [mm]	350 mm
Z	Total height [mm]	600 mm
A	Clamping depth outside pull-off [mm]	300 mm
Cmin	Span outside pull-off (min.) [mm]	0 mm
Cmax	Span outside pull-off (max.) [mm]	300 mm
K	Hook root thickness at the tip (claw thickness K) [mm]	6 mm
J	Hook base width (claw width J) [mm]	30 mm
O	Hook base depth usable (claw depth usable O) [mm]	25 mm
H	Total hook root depth (total claw depth H) [mm]	50 mm
L	Total claw thickness (L+1mm) (claw distance to base surface) [mm]	22 mm
Tmax	Max. torque [Nm]	45 Nm
Fmax	Max. tractive force [t]	15 t
Fmax	Max. tensile force [kN]	150 kN



Abbreviation	Attribut	Wert
X	Total width [mm]	350 mm
Y	Total depth [mm]	350 mm
Z	Total height [mm]	600 mm
A	Clamping depth outside pull-off [mm]	300 mm
Cmin	Span outside pull-off (min.) [mm]	0 mm
Cmax	Span outside pull-off (max.) [mm]	300 mm
K	Hook root thickness at the tip (claw thickness K) [mm]	6 mm
J	Hook base width (claw width J) [mm]	30 mm
O	Hook base depth usable (claw depth usable O) [mm]	25 mm
H	Total hook root depth (total claw depth H) [mm]	50 mm
L	Total claw thickness (L+1mm) (claw distance to base surface) [mm]	22 mm
Tmax	Max. torque [Nm]	45 Nm
Fmax	Max. tractive force [t]	15 t
Fmax	Max. tensile force [kN]	150 kN



Abbreviation	Attribut	Wert
X	Total width [mm]	350 mm
Y	Total depth [mm]	350 mm
Z	Total height [mm]	600 mm
A	Clamping depth outside pull-off [mm]	300 mm
Cmin	Span outside pull-off (min.) [mm]	0 mm
Cmax	Span outside pull-off (max.) [mm]	300 mm
K	Hook root thickness at the tip (claw thickness K) [mm]	6 mm
J	Hook base width (claw width J) [mm]	30 mm
O	Hook base depth usable (claw depth usable O) [mm]	25 mm
H	Total hook root depth (total claw depth H) [mm]	50 mm
L	Total claw thickness (L+1mm) (claw distance to base surface) [mm]	22 mm
Tmax	Max. torque [Nm]	45 Nm
Fmax	Max. tractive force [t]	15 t
Fmax	Max. tensile force [kN]	150 kN