

30-1+S-T 3-jaw universal puller with extremely narrow, quick adjustment jaws, up to 90 mm spread, 100 mm reach



APPLICATION IMAGE



DESCRIPTION

The 3-jaw universal puller with extremely narrow, quickly adjustable jaws and trapezoidal support surfaces at the claw is used for the safe and user-friendly removal of gearbox gears, bearings, pinions, synchronizers, and similar components. This allows any component that is seated on a shaft and is freely accessible from the outside to be removed. The trapezoidal support surfaces of the claw ensure that very tight and hard-to-reach gaps are also accessible. The 3-jaw design guarantees an even load distribution and thus a particularly secure grip on the part being removed.

APPLICATION AREA

For safe and user-friendly extraction of gear wheels, bearings, pinions, synchronizer bodies as well as similar components

BENEFIT

- The extremely slim design of the jaws optimally engages in extremely tight and hard-to-reach spots
- 3-jaw provides an even distribution of forces and enables greater pulling forces.
- Simple manual release of the jaws using hand knobs (Quick Adjust Technology)
- Application also for eccentric components through freely movable, sliding jaws on the crossbar.
- Hexagonal profile on the crossbar for secure counterholding
- Quick-adjustable jaws guarantee an immediate adjustment to any span between 13 mm – 90 mm
- Anti-slip safety suspension of the claw in the sliding piece (Armlock Technology)
- Safe setup of the spindle through a swivel spindle tip on both smooth surfaces and during centering (Switch Technology)
- Optional swappable from an external puller to an internal extractor by reversing the jaws.
- Anti-slip safety (spindle neck) at the spindle head for safe work with wrench.
- Spindle outlet for thread protection

OPERATION

- Place the pulling jaws from the outside onto the part to be pulled off
- Slide the claws under the component
- Use the hand knob for manual fastening of the jaws
- Pull manually on the spindle to secure it
- Set the hexagon on the spindle head in motion with a ratchet or an open-end wrench until the component is loosened

MASTER DATA

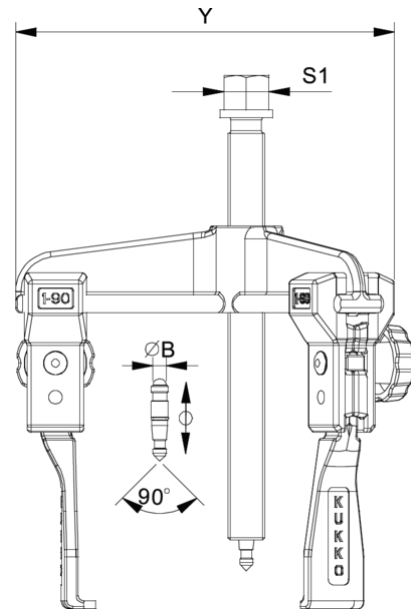
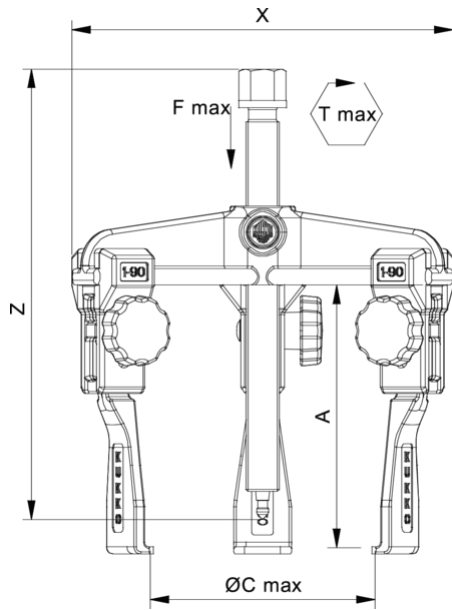
GTIN [EAN]	4021176321320
Country of origin	DE
Case material	Tool steel
Series	30+S-T
Net weight [kg]	1,345 kg
Package contents	1 piece
Packaging Act	PAP 21
Global sales capability given	Yes (REACH, RoHS, POP, PROP65, TSCA)

SPARE PARTS

- 1-95_S_3 extremely narrow, quickly adjustable jaws (set)

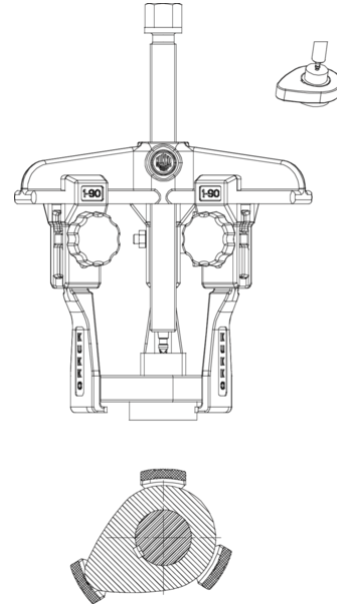
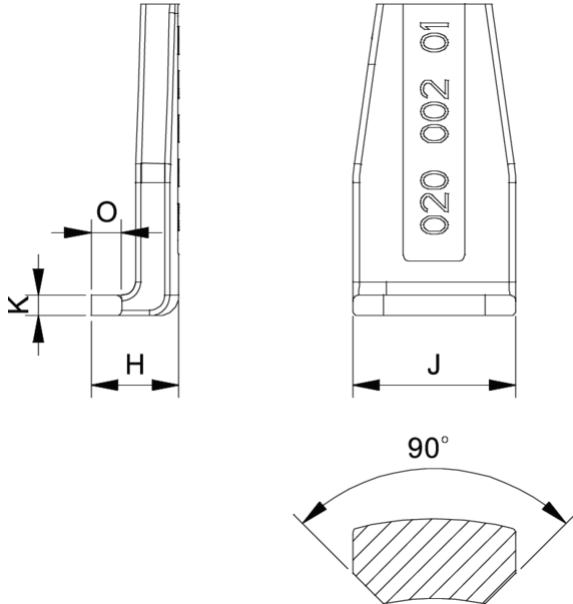
- 30-1-T_Crossbar
- 612140_Double-sided spindle tip
- 614135_Mechanical Drive Spindle

3-jaw universal puller with extremely narrow, quick adjustment jaws, up to 90 mm spread, 100 mm reach



Abbreviation	Attribut	Wert
X	Total width [mm]	136 mm
Y	Total depth [mm]	136 mm
Z	Total height [mm]	158 mm
A	Clamping depth outside pull-off [mm]	100 mm
S1	Width across flats [mm]	17 mm
Cmin	Span outside pull-off (min.) [mm]	13 mm
Cmax	Span outside pull-off (max.) [mm]	90 mm
K	Hook root thickness at the tip (claw thickness K) [mm]	3 mm
J	Hook base width (claw width J) [mm]	24 mm
O	Hook base depth usable (claw depth usable O) [mm]	7 mm
H	Total hook root depth (total claw depth H) [mm]	14 mm
L	Total claw thickness (L+1mm) (claw distance to base surface) [mm]	3 mm
Emin	Span inside pull-out (min.) [mm]	70 mm
Emax	Span inside pull-out (max.) [mm]	140 mm
Tmax	Max. torque [Nm]	40 Nm
Fmax	Max. tractive force [t]	3 t
Fmax	Max. tensile force [kN]	30 kN

Abbreviation	Attribut	Wert
X	Total width [mm]	136 mm
Y	Total depth [mm]	136 mm
Z	Total height [mm]	158 mm
A	Clamping depth outside pull-off [mm]	100 mm
S1	Width across flats [mm]	17 mm
Cmin	Span outside pull-off (min.) [mm]	13 mm
Cmax	Span outside pull-off (max.) [mm]	90 mm
K	Hook root thickness at the tip (claw thickness K) [mm]	3 mm
J	Hook base width (claw width J) [mm]	24 mm
O	Hook base depth usable (claw depth usable O) [mm]	7 mm
H	Total hook root depth (total claw depth H) [mm]	14 mm
L	Total claw thickness (L+1mm) (claw distance to base surface) [mm]	3 mm
Emin	Span inside pull-out (min.) [mm]	70 mm
Emax	Span inside pull-out (max.) [mm]	140 mm
Tmax	Max. torque [Nm]	40 Nm
Fmax	Max. tractive force [t]	3 t
Fmax	Max. tensile force [kN]	30 kN



Abbreviation	Attribut	Wert
X	Total width [mm]	136 mm
Y	Total depth [mm]	136 mm
Z	Total height [mm]	158 mm
A	Clamping depth outside pull-off [mm]	100 mm
S1	Width across flats [mm]	17 mm
Cmin	Span outside pull-off (min.) [mm]	13 mm
Cmax	Span outside pull-off (max.) [mm]	90 mm
K	Hook root thickness at the tip (claw thickness K) [mm]	3 mm
J	Hook base width (claw width J) [mm]	24 mm
O	Hook base depth usable (claw depth usable O) [mm]	7 mm
H	Total hook root depth (total claw depth H) [mm]	14 mm
L	Total claw thickness (L+1mm) (claw distance to base surface) [mm]	3 mm
Emin	Span inside pull-out (min.) [mm]	70 mm
Emax	Span inside pull-out (max.) [mm]	140 mm
Tmax	Max. torque [Nm]	40 Nm
Fmax	Max. tractive force [t]	3 t
Fmax	Max. tensile force [kN]	30 kN

Abbreviation	Attribut	Wert
X	Total width [mm]	136 mm
Y	Total depth [mm]	136 mm
Z	Total height [mm]	158 mm
A	Clamping depth outside pull-off [mm]	100 mm
S1	Width across flats [mm]	17 mm
Cmin	Span outside pull-off (min.) [mm]	13 mm
Cmax	Span outside pull-off (max.) [mm]	90 mm
K	Hook root thickness at the tip (claw thickness K) [mm]	3 mm
J	Hook base width (claw width J) [mm]	24 mm
O	Hook base depth usable (claw depth usable O) [mm]	7 mm
H	Total hook root depth (total claw depth H) [mm]	14 mm
L	Total claw thickness (L+1mm) (claw distance to base surface) [mm]	3 mm
Emin	Span inside pull-out (min.) [mm]	70 mm
Emax	Span inside pull-out (max.) [mm]	140 mm
Tmax	Max. torque [Nm]	40 Nm
Fmax	Max. tractive force [t]	3 t
Fmax	Max. tensile force [kN]	30 kN