

20-1+S-T 2-jaw universal puller with extremely narrow, quick-adjust jaws, up to 90 mm spread, 100 mm reach



DESCRIPTION

The 2-jaw universal puller with extremely narrow, quickly adjustable jaws and trapezoidal support surfaces on the claw is used for safely and user-friendly pulling of transmission gears, bearings, sprockets, synchronizer bodies, and similar components. This allows for the loosening of any component that sits on a shaft and is freely accessible from the outside. The trapezoidal support surfaces of the claw ensure that even very tight and hard-to-reach spaces are accessible.

APPLICATION AREA

For safe and user-friendly extraction of gear wheels, bearings, pinions, synchronizer bodies and similar components

BENEFIT

- The extremely slim design of the jaws optimally engages in extremely tight and hard-to-reach spots.
- Simple manual adjustment of the jaws using hand knobs (Quick Adjust Technology)
- Application also for eccentric components through freely movable, sliding puller jaws on the crossbar.
- Hexagonal profile on the crossbar for secure counterholding
- Quick-adjustable jaws guarantee immediate adjustment to any spread between 16 mm – 90 mm
- Shear-proof mounting of the claw in the sliding piece (Armlock Technology)
- Secure installation of the spindle with rotatable spindle tip on both smooth surfaces and in centering (Switch Technology)
- Optional convertible from an external puller to an internal puller by reversing the jaws.
- Anti-slip safety (spindle neck) at the spindle head for safe work with the wrench
- Spindle outlet to protect the thread

OPERATION

- Position the puller jaws on the part to be removed from the outside
- Slide the jaws under the component
- Use the hand knob for manual attachment of the jaws
- Manually pull the spindle for fixation
- Turn the hexagon on the spindle head with a ratchet or a box wrench until the component is loosened

MASTER DATA

GTIN [EAN]	4021176321344
Country of origin	DE
Case material	Tool steel
Series	20+S-T
Net weight [kg]	1,215 kg
Package contents	1 piece
Packaging Act	PAP 21
Global sales capability given	Yes (REACH, RoHS, POP, PROP65, TSCA)

SPARE PARTS

- 1-95-P_Extreme narrow, quickly adjustable jaw hooks (pair)
- 20-1-T_Crossbar for 20-1
- 612140_Double-sided spindle tip
- 614160_Mechanical pressure spindle

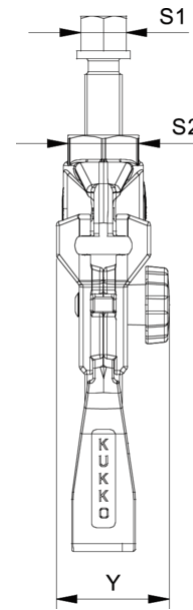
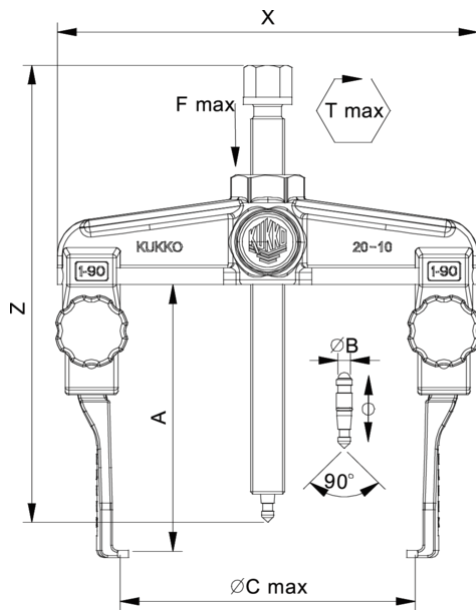
APPLICATION IMAGE



DETAIL IMAGE

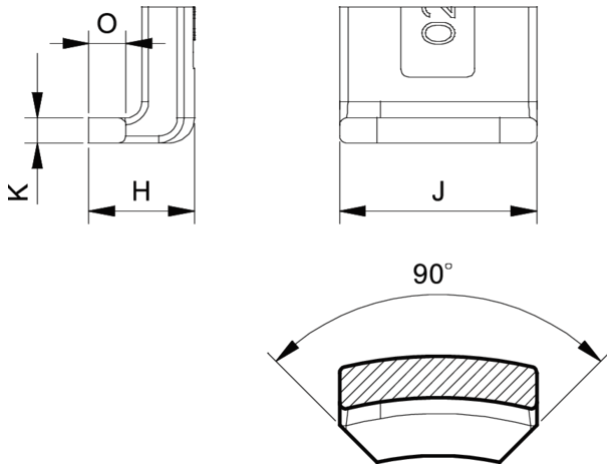


2-jaw universal puller with extremely narrow, quick-adjust jaws, up to 90 mm spread, 100 mm reach

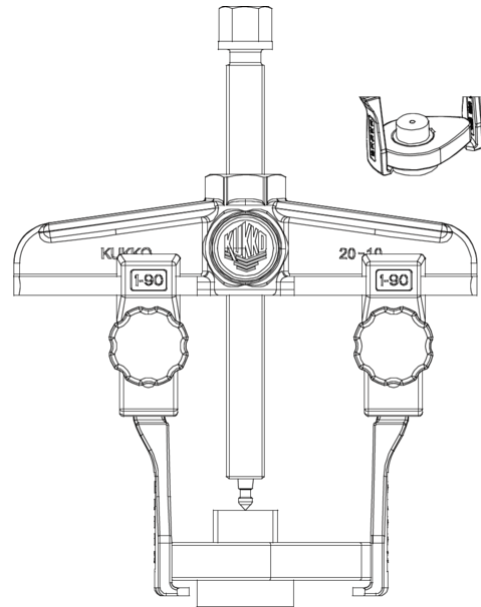


Abbreviation	Attribut	Wert
X	Total width [mm]	136 mm
Y	Total depth [mm]	45 mm
Z	Total height [mm]	183 mm
A	Clamping depth outside pull-off [mm]	100 mm
S1	Width across flats [mm]	17 mm
S2	Width across flats [mm]	27 mm
Cmin	Span outside pull-off (min.) [mm]	16 mm
Cmax	Span outside pull-off (max.) [mm]	90 mm
K	Hook root thickness at the tip (claw thickness K) [mm]	3 mm
J	Hook base width (claw width J) [mm]	24 mm
O	Hook base depth usable (claw depth usable O) [mm]	7 mm
H	Total hook root depth (total claw depth H) [mm]	14 mm
L	Total claw thickness (L+1mm) (claw distance to base surface) [mm]	3 mm
Emin	Span inside pull-out (min.) [mm]	70 mm
Emax	Span inside pull-out (max.) [mm]	140 mm
Tmax	Max. torque [Nm]	35 Nm
Fmax	Max. tractive force [t]	2.5 t
Fmax	Max. tensile force [kN]	25 kN

Abbreviation	Attribut	Wert
X	Total width [mm]	136 mm
Y	Total depth [mm]	45 mm
Z	Total height [mm]	183 mm
A	Clamping depth outside pull-off [mm]	100 mm
S1	Width across flats [mm]	17 mm
S2	Width across flats [mm]	27 mm
Cmin	Span outside pull-off (min.) [mm]	16 mm
Cmax	Span outside pull-off (max.) [mm]	90 mm
K	Hook root thickness at the tip (claw thickness K) [mm]	3 mm
J	Hook base width (claw width J) [mm]	24 mm
O	Hook base depth usable (claw depth usable O) [mm]	7 mm
H	Total hook root depth (total claw depth H) [mm]	14 mm
L	Total claw thickness (L+1mm) (claw distance to base surface) [mm]	3 mm
Emin	Span inside pull-out (min.) [mm]	70 mm
Emax	Span inside pull-out (max.) [mm]	140 mm
Tmax	Max. torque [Nm]	35 Nm
Fmax	Max. tractive force [t]	2.5 t
Fmax	Max. tensile force [kN]	25 kN



Abbreviation	Attribut	Wert
X	Total width [mm]	136 mm
Y	Total depth [mm]	45 mm
Z	Total height [mm]	183 mm
A	Clamping depth outside pull-off [mm]	100 mm
S1	Width across flats [mm]	17 mm
S2	Width across flats [mm]	27 mm
Cmin	Span outside pull-off (min.) [mm]	16 mm
Cmax	Span outside pull-off (max.) [mm]	90 mm
K	Hook root thickness at the tip (claw thickness K) [mm]	3 mm
J	Hook base width (claw width J) [mm]	24 mm
O	Hook base depth usable (claw depth usable O) [mm]	7 mm
H	Total hook root depth (total claw depth H) [mm]	14 mm
L	Total claw thickness (L+1mm) (claw distance to base surface) [mm]	3 mm
Emin	Span inside pull-out (min.) [mm]	70 mm
Emax	Span inside pull-out (max.) [mm]	140 mm
Tmax	Max. torque [Nm]	35 Nm
Fmax	Max. tractive force [t]	2.5 t
Fmax	Max. tensile force [kN]	25 kN



Abbreviation	Attribut	Wert
X	Total width [mm]	136 mm
Y	Total depth [mm]	45 mm
Z	Total height [mm]	183 mm
A	Clamping depth outside pull-off [mm]	100 mm
S1	Width across flats [mm]	17 mm
S2	Width across flats [mm]	27 mm
Cmin	Span outside pull-off (min.) [mm]	16 mm
Cmax	Span outside pull-off (max.) [mm]	90 mm
K	Hook root thickness at the tip (claw thickness K) [mm]	3 mm
J	Hook base width (claw width J) [mm]	24 mm
O	Hook base depth usable (claw depth usable O) [mm]	7 mm
H	Total hook root depth (total claw depth H) [mm]	14 mm
L	Total claw thickness (L+1mm) (claw distance to base surface) [mm]	3 mm
Emin	Span inside pull-out (min.) [mm]	70 mm
Emax	Span inside pull-out (max.) [mm]	140 mm
Tmax	Max. torque [Nm]	35 Nm
Fmax	Max. tractive force [t]	2.5 t
Fmax	Max. tensile force [kN]	25 kN