

30-2+B 3-jaw universal puller, quick adjustment jaws, hydraulic spindle, up to 160 mm spread, 150 mm reach



DESCRIPTION

The 3-jaw universal puller with quickly adjustable jaws and hydraulic spindle is used for particularly safe and user-friendly extraction of extremely stuck bearings, gears, and disks in all common sizes for trade, workshop, and industry. The hydraulic spindle achieves an average pulling force of up to 15 t. This allows for the loosening of any component that sits on a shaft and is freely accessible from the outside. For extraction operations with pulling forces of up to 10 t and/or in confined spaces, the mechanical spindle can be used. The 3-jaw design ensures even load distribution and thus a particularly secure grip on the part to be extracted.

APPLICATION AREA

For particularly safe and user-friendly extraction of extremely tight bearings, gears and pulleys

BENEFIT

- Simple manual release of the jaws using hand knobs (Quick Adjust Technology)
- 3-jaw provides an even distribution of forces and enables greater pulling forces.
- Fat hydraulic spindle guarantees an easy and controlled removal of particularly stubborn parts with little effort.
- In limited space conditions that require direct access to the component, the mechanical spindle can be used.
- The mechanical spindle has a rotating spindle tip for secure placement on smooth surfaces and during centering.
- Application also for eccentric components using free-moving puller jaws sliding on the crossbar.
- Hexagonal profile on the crossbar for secure counterholding
- Quick-adjustable jaws guarantee immediate adaptation to any span between 0 mm – 160 mm
- Safe shearing suspension of the claw in the sliding piece (Armlock Technology)
- Optional convertible from an external puller to an internal extractor by reversing the jaws.
- Anti-slip safety (spindle neck) at spindle head for safe working with wrench
- Spindle outlet for thread protection

OPERATION

- Place the puller jaws from the outside onto the part to be removed
- Slide the jaws under the component
- Use the hand knob for manual fastening of the jaws
- Actuate the hexagon on the spindle head with a ratchet or a box wrench
- Reset the hydraulic spindle until the component is released

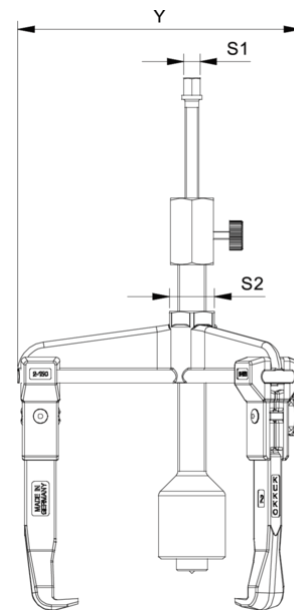
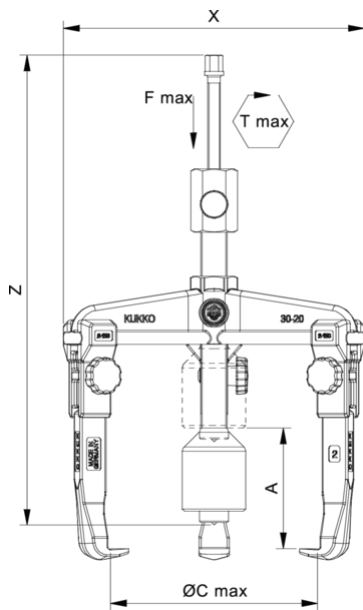
MASTER DATA

GTIN [EAN]	4021176886294
Country of origin	DE
Case material	Tool steel
Series	30+B
Net weight [kg]	5,345 kg
Package contents	1 piece
Packaging Act	PP 05
Global sales capability given	Yes (REACH, RoHS, POP, PROP65, TSCA)

SPARE PARTS

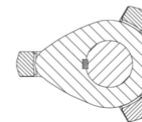
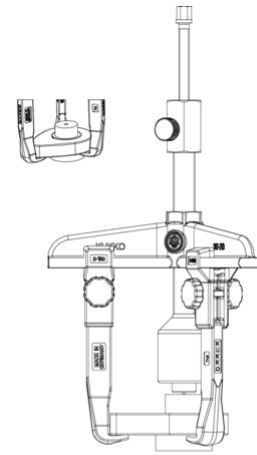
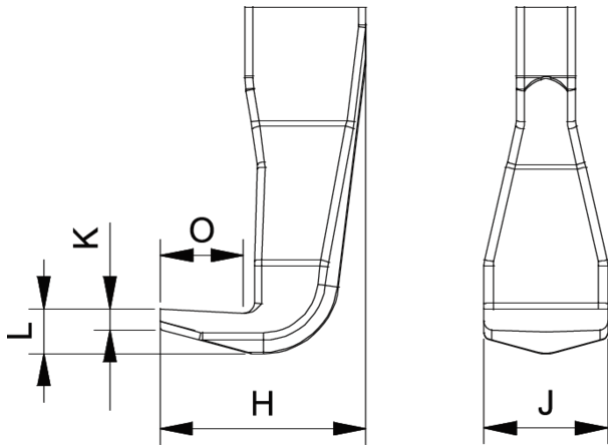
- 2-152-S_3 quick-adjustable standard puller hooks (set)
- 30-2-T_Crossbar
- 621220_Mechanical pressure spindle
- 8-0-621_hydraulic spindle
- Hydraulic spindle

3-jaw universal puller, quick adjustment jaws, hydraulic spindle, up to 160 mm spread, 150 mm reach



Abbreviation	Attribut	Wert
X	Total width [mm]	216 mm
Y	Total depth [mm]	216 mm
Z	Total height [mm]	254 mm
A	Clamping depth outside pull-off [mm]	150 mm
S1	Width across flats [mm]	22 mm
Cmin	Span outside pull-off (min.) [mm]	0 mm
Cmax	Span outside pull-off (max.) [mm]	160 mm
K	Hook root thickness at the tip (claw thickness K) [mm]	4 mm
J	Hook base width (claw width J) [mm]	24 mm
O	Hook base depth usable (claw depth usable O) [mm]	18 mm
H	Total hook root depth (total claw depth H) [mm]	40 mm
L	Total claw thickness (L+1mm) (claw distance to base surface) [mm]	9 mm
Emin	Span inside pull-out (min.) [mm]	100 mm
Emax	Span inside pull-out (max.) [mm]	220 mm
Tmax	Max. torque [Nm]	15 Nm
Fmax	Max. tractive force [t]	10 t
Fmax	Max. tensile force [kN]	100 kN

Abbreviation	Attribut	Wert
X	Total width [mm]	216 mm
Y	Total depth [mm]	216 mm
Z	Total height [mm]	254 mm
A	Clamping depth outside pull-off [mm]	150 mm
S1	Width across flats [mm]	22 mm
Cmin	Span outside pull-off (min.) [mm]	0 mm
Cmax	Span outside pull-off (max.) [mm]	160 mm
K	Hook root thickness at the tip (claw thickness K) [mm]	4 mm
J	Hook base width (claw width J) [mm]	24 mm
O	Hook base depth usable (claw depth usable O) [mm]	18 mm
H	Total hook root depth (total claw depth H) [mm]	40 mm
L	Total claw thickness (L+1mm) (claw distance to base surface) [mm]	9 mm
Emin	Span inside pull-out (min.) [mm]	100 mm
Emax	Span inside pull-out (max.) [mm]	220 mm
Tmax	Max. torque [Nm]	15 Nm
Fmax	Max. tractive force [t]	10 t
Fmax	Max. tensile force [kN]	100 kN



Abbreviation	Attribut	Wert
X	Total width [mm]	216 mm
Y	Total depth [mm]	216 mm
Z	Total height [mm]	254 mm
A	Clamping depth outside pull-off [mm]	150 mm
S1	Width across flats [mm]	22 mm
Cmin	Span outside pull-off (min.) [mm]	0 mm
Cmax	Span outside pull-off (max.) [mm]	160 mm
K	Hook root thickness at the tip (claw thickness K) [mm]	4 mm
J	Hook base width (claw width J) [mm]	24 mm
O	Hook base depth usable (claw depth usable O) [mm]	18 mm
H	Total hook root depth (total claw depth H) [mm]	40 mm
L	Total claw thickness (L+1mm) (claw distance to base surface) [mm]	9 mm
Emin	Span inside pull-out (min.) [mm]	100 mm
Emax	Span inside pull-out (max.) [mm]	220 mm
Tmax	Max. torque [Nm]	15 Nm
Fmax	Max. tractive force [t]	10 t
Fmax	Max. tensile force [kN]	100 kN

Abbreviation	Attribut	Wert
X	Total width [mm]	216 mm
Y	Total depth [mm]	216 mm
Z	Total height [mm]	254 mm
A	Clamping depth outside pull-off [mm]	150 mm
S1	Width across flats [mm]	22 mm
Cmin	Span outside pull-off (min.) [mm]	0 mm
Cmax	Span outside pull-off (max.) [mm]	160 mm
K	Hook root thickness at the tip (claw thickness K) [mm]	4 mm
J	Hook base width (claw width J) [mm]	24 mm
O	Hook base depth usable (claw depth usable O) [mm]	18 mm
H	Total hook root depth (total claw depth H) [mm]	40 mm
L	Total claw thickness (L+1mm) (claw distance to base surface) [mm]	9 mm
Emin	Span inside pull-out (min.) [mm]	100 mm
Emax	Span inside pull-out (max.) [mm]	220 mm
Tmax	Max. torque [Nm]	15 Nm
Fmax	Max. tractive force [t]	10 t
Fmax	Max. tensile force [kN]	100 kN