

20-30+B 2-jaw universal puller, quick adjustment jaws, hydraulic spindle, up to 350 mm spread, 200 mm reach



DESCRIPTION

The 2-jaw universal puller with quickly adjustable jaws and hydraulic spindle is used for the particularly safe and user-friendly removal of extremely stuck bearings, gears, and disks in all common sizes for craftsmanship, workshops, and industry. The hydraulic spindle achieves a tension force of 12 tons. This allows for the loosening of any component that sits on a shaft and is freely accessible from the outside. For removal processes with a tension force of up to 10 tons and/or in tight space conditions, the mechanical spindle can be used.

APPLICATION AREA

For particularly safe and user-friendly extraction of extremely tight bearings, gears and pulleys

BENEFIT

- Easy, manual release of the trigger hooks by means of manual knurling (Quick Adjust Technology)
- - Hydraulic spindle guarantees easy and controlled removal of particularly tightly fitted parts with minimum effort
- In limited spatial conditions that require direct access to the component, the mechanical spindle can be used.
- The mechanical spindle has a rotating spindle tip for secure placement on smooth surfaces and during centering.
- Application also for eccentric components through freely movable, sliding puller jaws on the crossbar.
- Hexagonal profile on the crossbar for secure counterholding
- - Quick-adjustable trigger hooks guarantee instant adjustment to any span between xx - xxx mm
- Anti-shear suspension of the claw in the sliding piece (Armlock Technology)
- Optional convertible from an external puller to an internal extractor by reversing the jaws.
- Anti-slip safety at the spindle neck for safe working with a wrench.
- Spindle outlet for thread protection

OPERATION

- Apply the puller jaws from the outside to the part to be removed
- Slide the claws under the component
- Use the hand knob for manual fastening of the jaws
- Operate the hexagon on the spindle head with a ratchet or a ring spanner
- Follow up with the hydraulic spindle until the component is released

MASTER DATA

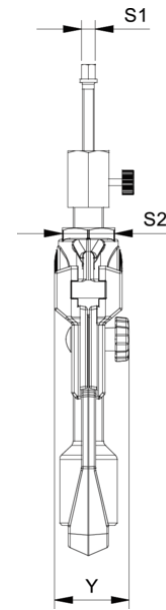
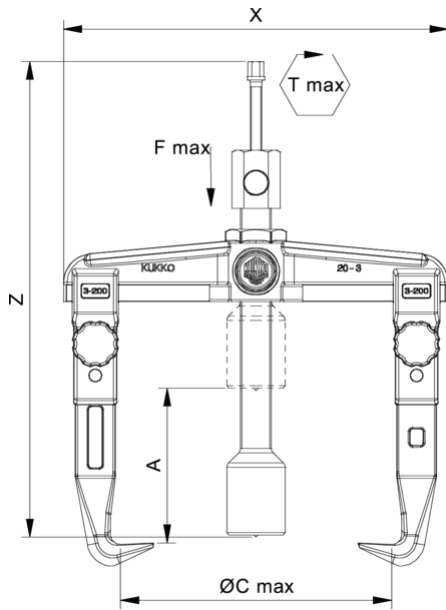
GTIN [EAN]	4021176885907
Country of origin	DE
Case material	Tool steel
Series	20+B
Net weight [kg]	9,625 kg
Package contents	1 piece
Packaging Act	PAP 21
Global sales capability given	Yes (REACH, RoHS, POP, PROP65, TSCA)

SPARE PARTS

- 20-30-T crossbar for 20-30

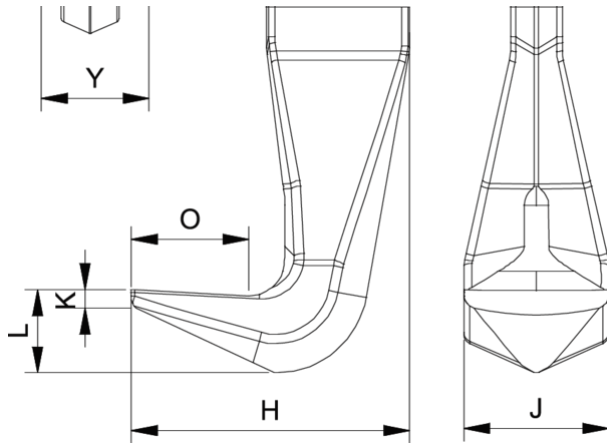
- 3-202-P_Quick-adjusting standard jaws (pair)
- 626300_Mechanical spindle
- 8-02_hydraulic spindle

2-jaw universal puller, quick adjustment jaws, hydraulic spindle, up to 350 mm spread, 200 mm reach

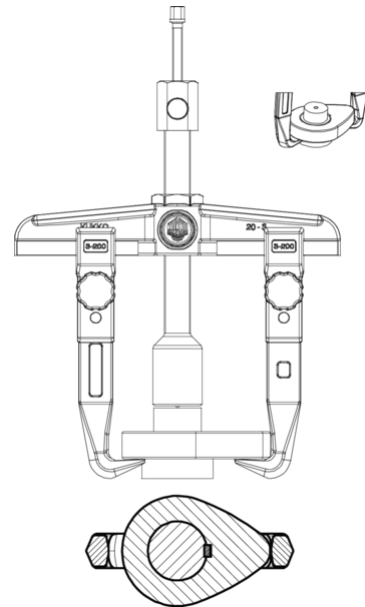


Abbreviation	Attribut	Wert
X	Total width [mm]	420 mm
Y	Total depth [mm]	70 mm
Z	Total height [mm]	337 mm
A	Clamping depth outside pull-off [mm]	200 mm
S1	Width across flats [mm]	27 mm
S2	Width across flats [mm]	46 mm
Cmin	Span outside pull-off (min.) [mm]	0 mm
Cmax	Span outside pull-off (max.) [mm]	350 mm
K	Hook root thickness at the tip (claw thickness K) [mm]	4 mm
J	Hook base width (claw width J) [mm]	35 mm
O	Hook base depth usable (claw depth usable O) [mm]	37,3 mm
H	Total hook root depth (total claw depth H) [mm]	62,8 mm
L	Total claw thickness (L+1mm) (claw distance to base surface) [mm]	20 mm
Emin	Span inside pull-out (min.) [mm]	180 mm
Emax	Span inside pull-out (max.) [mm]	440 mm
Tmax	Max. torque [Nm]	20 Nm
Fmax	Max. tractive force [t]	12 t
Fmax	Max. tensile force [kN]	120 kN

Abbreviation	Attribut	Wert
X	Total width [mm]	420 mm
Y	Total depth [mm]	70 mm
Z	Total height [mm]	337 mm
A	Clamping depth outside pull-off [mm]	200 mm
S1	Width across flats [mm]	27 mm
S2	Width across flats [mm]	46 mm
Cmin	Span outside pull-off (min.) [mm]	0 mm
Cmax	Span outside pull-off (max.) [mm]	350 mm
K	Hook root thickness at the tip (claw thickness K) [mm]	4 mm
J	Hook base width (claw width J) [mm]	35 mm
O	Hook base depth usable (claw depth usable O) [mm]	37,3 mm
H	Total hook root depth (total claw depth H) [mm]	62,8 mm
L	Total claw thickness (L+1mm) (claw distance to base surface) [mm]	20 mm
Emin	Span inside pull-out (min.) [mm]	180 mm
Emax	Span inside pull-out (max.) [mm]	440 mm
Tmax	Max. torque [Nm]	20 Nm
Fmax	Max. tractive force [t]	12 t
Fmax	Max. tensile force [kN]	120 kN



Abbreviation	Attribut	Wert
X	Total width [mm]	420 mm
Y	Total depth [mm]	70 mm
Z	Total height [mm]	337 mm
A	Clamping depth outside pull-off [mm]	200 mm
S1	Width across flats [mm]	27 mm
S2	Width across flats [mm]	46 mm
Cmin	Span outside pull-off (min.) [mm]	0 mm
Cmax	Span outside pull-off (max.) [mm]	350 mm
K	Hook root thickness at the tip (claw thickness K) [mm]	4 mm
J	Hook base width (claw width J) [mm]	35 mm
O	Hook base depth usable (claw depth usable O) [mm]	37,3 mm
H	Total hook root depth (total claw depth H) [mm]	62,8 mm
L	Total claw thickness (L+1mm) (claw distance to base surface) [mm]	20 mm
Emin	Span inside pull-out (min.) [mm]	180 mm
Emax	Span inside pull-out (max.) [mm]	440 mm
Tmax	Max. torque [Nm]	20 Nm
Fmax	Max. tractive force [t]	12 t
Fmax	Max. tensile force [kN]	120 kN



Abbreviation	Attribut	Wert
X	Total width [mm]	420 mm
Y	Total depth [mm]	70 mm
Z	Total height [mm]	337 mm
A	Clamping depth outside pull-off [mm]	200 mm
S1	Width across flats [mm]	27 mm
S2	Width across flats [mm]	46 mm
Cmin	Span outside pull-off (min.) [mm]	0 mm
Cmax	Span outside pull-off (max.) [mm]	350 mm
K	Hook root thickness at the tip (claw thickness K) [mm]	4 mm
J	Hook base width (claw width J) [mm]	35 mm
O	Hook base depth usable (claw depth usable O) [mm]	37,3 mm
H	Total hook root depth (total claw depth H) [mm]	62,8 mm
L	Total claw thickness (L+1mm) (claw distance to base surface) [mm]	20 mm
Emin	Span inside pull-out (min.) [mm]	180 mm
Emax	Span inside pull-out (max.) [mm]	440 mm
Tmax	Max. torque [Nm]	20 Nm
Fmax	Max. tractive force [t]	12 t
Fmax	Max. tensile force [kN]	120 kN