

30-3-B 3-jaw universal puller with adjustable jaws, hydraulic spindle, up to 250 mm spread, 200 mm reach



APPLICATION IMAGE



DETAIL IMAGE



DESCRIPTION

The 3-jaw universal puller with adjustable jaws and a hydraulic spindle is used for particularly safe pulling of extremely tight bearings, gears, and discs in all common sizes for craft, workshop, and industry. The hydraulic spindle reaches a medium tension force of up to 12 t. This allows any component seated on a shaft and accessible from outside to be removed. For pulling operations with a tension force up to 10 t and/or in confined spaces, the mechanical spindle can be used. The 3-jaw configuration guarantees an even load distribution and thus particularly secure grip on the part to be pulled.

APPLICATION AREA

For particularly safe extraction of extremely tight bearings, gears and pulleys

BENEFIT

- The screw connection allows for easy loosening and particularly tight fastening of the jaws with an allen key
- 3-jaw ensures an even distribution of force and allows for greater pulling forces
- Hydraulic spindle ensures easy and controlled removal of particularly tight-fitting parts with minimal effort.
- In limited space conditions that require direct access to the component, the mechanical spindle can be used.
- The mechanical spindle has a rotatable spindle tip for secure placement on smooth surfaces and centering.
- Application also for eccentric components using free-moving puller jaws sliding on the crossbar.
- Hexagonal profile on the crossbar for secure counterholding
- Variable adjustment to each spread between 0 mm – 250 mm
- Safe shearing suspension of the claw in the sliding piece (Armlock Technology)
- Optional convertible from an external puller to an internal extractor by reversing the jaws.
- Anti-slip safety (spindle neck) at spindle head for safe working with wrench
- Spindle outlet for thread protection

OPERATION

- Position the puller jaws externally onto the part to be pulled off
- Slide the claws under the component
- Use a wrench to secure the jaws
- Actuate the hexagon at the spindle head with a ratchet or a comb wrench
- Reapply the hydraulic spindle until the component is loosened

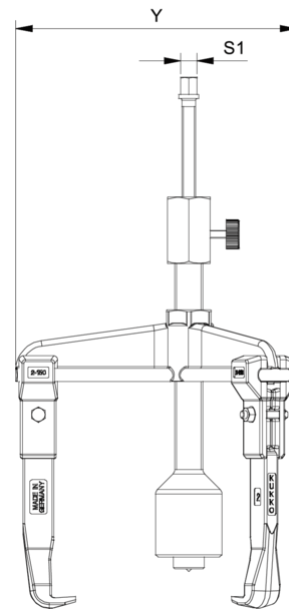
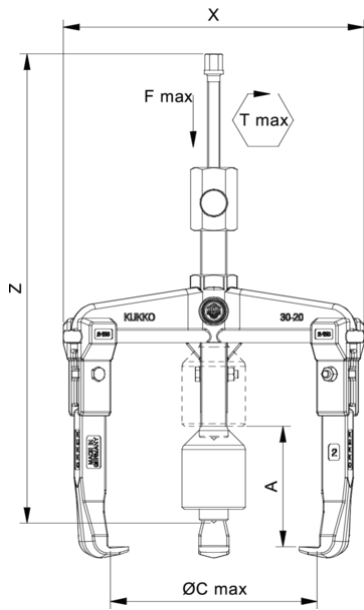
MASTER DATA

GTIN [EAN]	4021176886393
Country of origin	DE
Case material	Tool steel
Series	30-Classic-B
Net weight [kg]	11,45 kg
Package contents	1 piece
Packaging Act	PP 05
Global sales capability given	Yes (REACH, RoHS, POP, PROP65, TSCA)

SPARE PARTS

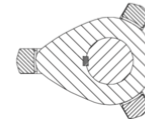
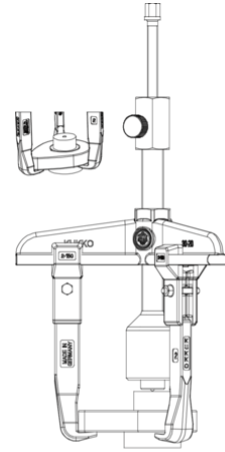
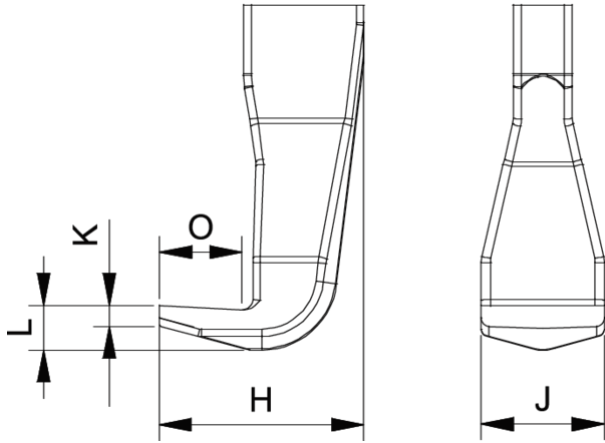
- 3-200-S_Standard-jaws (set)
- 30-3-T_Crossbar
- 626300_Mechanical spindle
- 8-02_hydraulic spindle

3-jaw universal puller with adjustable jaws, hydraulic spindle, up to 250 mm spread, 200 mm reach



Abbreviation	Attribut	Wert
X	Total width [mm]	330 mm
Y	Total depth [mm]	330 mm
Z	Total height [mm]	337 mm
A	Clamping depth outside pull-off [mm]	200 mm
S1	Width across flats [mm]	27 mm
S2	Width across flats [mm]	46 mm
Cmin	Span outside pull-off (min.) [mm]	0 mm
Cmax	Span outside pull-off (max.) [mm]	250 mm
K	Hook root thickness at the tip (claw thickness K) [mm]	4 mm
J	Hook base width (claw width J) [mm]	35 mm
O	Hook base depth usable (claw depth usable O) [mm]	37,3 mm
H	Total hook root depth (total claw depth H) [mm]	62,8 mm
L	Total claw thickness (L+1mm) (claw distance to base surface) [mm]	20 mm
Emin	Span inside pull-out (min.) [mm]	180 mm
Emax	Span inside pull-out (max.) [mm]	340 mm
Tmax	Max. torque [Nm]	20 Nm
Fmax	Max. tractive force [t]	12 t
Fmax	Max. tensile force [kN]	120 kN

Abbreviation	Attribut	Wert
X	Total width [mm]	330 mm
Y	Total depth [mm]	330 mm
Z	Total height [mm]	337 mm
A	Clamping depth outside pull-off [mm]	200 mm
S1	Width across flats [mm]	27 mm
S2	Width across flats [mm]	46 mm
Cmin	Span outside pull-off (min.) [mm]	0 mm
Cmax	Span outside pull-off (max.) [mm]	250 mm
K	Hook root thickness at the tip (claw thickness K) [mm]	4 mm
J	Hook base width (claw width J) [mm]	35 mm
O	Hook base depth usable (claw depth usable O) [mm]	37,3 mm
H	Total hook root depth (total claw depth H) [mm]	62,8 mm
L	Total claw thickness (L+1mm) (claw distance to base surface) [mm]	20 mm
Emin	Span inside pull-out (min.) [mm]	180 mm
Emax	Span inside pull-out (max.) [mm]	340 mm
Tmax	Max. torque [Nm]	20 Nm
Fmax	Max. tractive force [t]	12 t
Fmax	Max. tensile force [kN]	120 kN



Abbreviation	Attribut	Wert
X	Total width [mm]	330 mm
Y	Total depth [mm]	330 mm
Z	Total height [mm]	337 mm
A	Clamping depth outside pull-off [mm]	200 mm
S1	Width across flats [mm]	27 mm
S2	Width across flats [mm]	46 mm
Cmin	Span outside pull-off (min.) [mm]	0 mm
Cmax	Span outside pull-off (max.) [mm]	250 mm
K	Hook root thickness at the tip (claw thickness K) [mm]	4 mm
J	Hook base width (claw width J) [mm]	35 mm
O	Hook base depth usable (claw depth usable O) [mm]	37,3 mm
H	Total hook root depth (total claw depth H) [mm]	62,8 mm
L	Total claw thickness (L+1mm) (claw distance to base surface) [mm]	20 mm
Emin	Span inside pull-out (min.) [mm]	180 mm
Emax	Span inside pull-out (max.) [mm]	340 mm
Tmax	Max. torque [Nm]	20 Nm
Fmax	Max. tractive force [t]	12 t
Fmax	Max. tensile force [kN]	120 kN

Abbreviation	Attribut	Wert
X	Total width [mm]	330 mm
Y	Total depth [mm]	330 mm
Z	Total height [mm]	337 mm
A	Clamping depth outside pull-off [mm]	200 mm
S1	Width across flats [mm]	27 mm
S2	Width across flats [mm]	46 mm
Cmin	Span outside pull-off (min.) [mm]	0 mm
Cmax	Span outside pull-off (max.) [mm]	250 mm
K	Hook root thickness at the tip (claw thickness K) [mm]	4 mm
J	Hook base width (claw width J) [mm]	35 mm
O	Hook base depth usable (claw depth usable O) [mm]	37,3 mm
H	Total hook root depth (total claw depth H) [mm]	62,8 mm
L	Total claw thickness (L+1mm) (claw distance to base surface) [mm]	20 mm
Emin	Span inside pull-out (min.) [mm]	180 mm
Emax	Span inside pull-out (max.) [mm]	340 mm
Tmax	Max. torque [Nm]	20 Nm
Fmax	Max. tractive force [t]	12 t
Fmax	Max. tensile force [kN]	120 kN