

20-4-4 2-jaw universal puller, up to 520 mm spread, 400 mm reach with extended jaws



DESCRIPTION

The 2-jaw universal puller with extended jaws is used for pulling out deeply seated bearings, gears, and disks in all common sizes for crafts, workshops, and industry. This allows for the loosening of any component that is mounted on a shaft and freely accessible from the outside. Equipped with sturdy and adjustable standard jaws, the puller all-rounder ensures particularly safe and non-destructive disassembly during both external extraction and internal extracting.

APPLICATION AREA

For pulling off deep-seated bearings, gears and pulleys

BENEFIT

- The screw connection allows easy loosening and particularly tight fastening of the jaws with an allen key
- Application also for eccentric components through freely movable, sliding jaws on the crossbar.
- Hexagonal profile on the crossbar for secure counter-holding
- Variable adjustment to any spread between 15 mm – 520 mm
- Shear-safe suspension of the claw in the sliding piece (ARMLOCK Technology)
- Safe positioning of the spindle through a rotatable spindle tip on both smooth surfaces and during centering (SWITCH Technology)
- Optional convertible from an external puller to an internal extractor by reversing the jaws.
- Anti-slip safety (spindle neck) at the spindle head for safe working with socket wrench.
- Spindle run-out to protect the thread

OPERATION

- Place the puller jaws from the outside onto the part to be pulled off
- Slide the claws under the component
- Use a wrench to secure the jaws
- Manually pull the spindle for fixation
- Set the hexagon at the spindle head in motion with a ratchet or a box wrench until the component is released

MASTER DATA

GTIN [EAN]	4021176467226
Country of origin	DE
Case material	Tool steel
Series	20-Classic
Net weight [kg]	16,79 kg
Package contents	1 piece
Packaging Act	PAP 21
Global sales capability given	Yes (REACH, RoHS, POP, PROP65, TSCA)

SPARE PARTS

- 20-4-T_crossbar for 20-4
- 3-400-P_standard jaws
- 633370_Double-sided spindle tip
- 633400_Mechanical pressure spindle


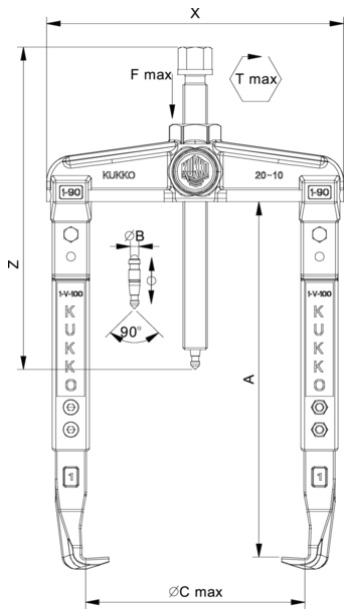
APPLICATION IMAGE



DETAIL IMAGE

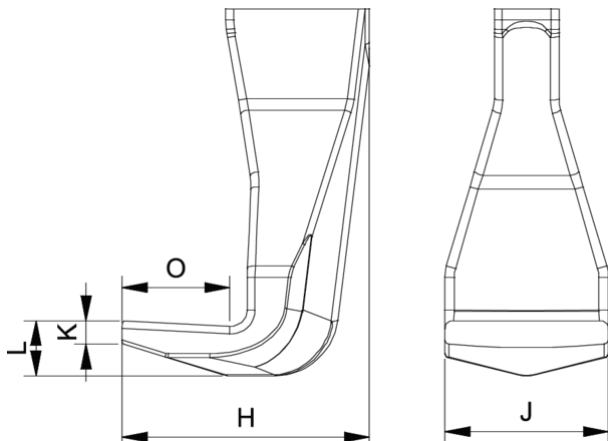


2-jaw universal puller, up to 520 mm spread, 400 mm reach with extended jaws

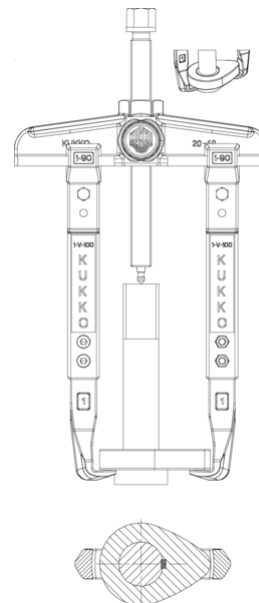


Abbreviation	Attribut	Wert
X	Total width [mm]	600 mm
Z	Total height [mm]	451 mm
A	Clamping depth outside pull-off [mm]	400 mm
S1	Width across flats [mm]	36 mm
Cmin	Span outside pull-off (min.) [mm]	15 mm
Cmax	Span outside pull-off (max.) [mm]	520 mm
K	Hook root thickness at the tip (claw thickness K) [mm]	4 mm
J	Hook base width (claw width J) [mm]	35 mm
O	Hook base depth usable (claw depth usable O) [mm]	32,5 mm
H	Total hook root depth (total claw depth H) [mm]	67 mm
L	Total claw thickness (L+1mm) (claw distance to base surface) [mm]	20 mm
Emin	Span inside pull-out (min.) [mm]	200 mm
Emax	Span inside pull-out (max.) [mm]	590 mm
Tmax	Max. torque [Nm]	400 Nm
Fmax	Max. tractive force [t]	15 t
Fmax	Max. tensile force [kN]	150 kN

Abbreviation	Attribut	Wert
X	Total width [mm]	600 mm
Z	Total height [mm]	451 mm
A	Clamping depth outside pull-off [mm]	400 mm
S1	Width across flats [mm]	36 mm
Cmin	Span outside pull-off (min.) [mm]	15 mm
Cmax	Span outside pull-off (max.) [mm]	520 mm
K	Hook root thickness at the tip (claw thickness K) [mm]	4 mm
J	Hook base width (claw width J) [mm]	35 mm
O	Hook base depth usable (claw depth usable O) [mm]	32,5 mm
H	Total hook root depth (total claw depth H) [mm]	67 mm
L	Total claw thickness (L+1mm) (claw distance to base surface) [mm]	20 mm
Emin	Span inside pull-out (min.) [mm]	200 mm
Emax	Span inside pull-out (max.) [mm]	590 mm
Tmax	Max. torque [Nm]	400 Nm
Fmax	Max. tractive force [t]	15 t
Fmax	Max. tensile force [kN]	150 kN



Abbreviation	Attribut	Wert
X	Total width [mm]	600 mm
Z	Total height [mm]	451 mm
A	Clamping depth outside pull-off [mm]	400 mm
S1	Width across flats [mm]	36 mm
Cmin	Span outside pull-off (min.) [mm]	15 mm
Cmax	Span outside pull-off (max.) [mm]	520 mm
K	Hook root thickness at the tip (claw thickness K) [mm]	4 mm
J	Hook base width (claw width J) [mm]	35 mm
O	Hook base depth usable (claw depth usable O) [mm]	32,5 mm
H	Total hook root depth (total claw depth H) [mm]	67 mm
L	Total claw thickness (L+1mm) (claw distance to base surface) [mm]	20 mm
Emin	Span inside pull-out (min.) [mm]	200 mm
Emax	Span inside pull-out (max.) [mm]	590 mm
Tmax	Max. torque [Nm]	400 Nm
Fmax	Max. tractive force [t]	15 t
Fmax	Max. tensile force [kN]	150 kN



Abbreviation	Attribut	Wert
X	Total width [mm]	600 mm
Z	Total height [mm]	451 mm
A	Clamping depth outside pull-off [mm]	400 mm
S1	Width across flats [mm]	36 mm
Cmin	Span outside pull-off (min.) [mm]	15 mm
Cmax	Span outside pull-off (max.) [mm]	520 mm
K	Hook root thickness at the tip (claw thickness K) [mm]	4 mm
J	Hook base width (claw width J) [mm]	35 mm
O	Hook base depth usable (claw depth usable O) [mm]	32,5 mm
H	Total hook root depth (total claw depth H) [mm]	67 mm
L	Total claw thickness (L+1mm) (claw distance to base surface) [mm]	20 mm
Emin	Span inside pull-out (min.) [mm]	200 mm
Emax	Span inside pull-out (max.) [mm]	590 mm
Tmax	Max. torque [Nm]	400 Nm
Fmax	Max. tractive force [t]	15 t
Fmax	Max. tensile force [kN]	150 kN