


20-4 2-jaw universal puller, up to 520 mm spread, 209 mm reach



APPLICATION IMAGE



DETAIL IMAGE



DESCRIPTION

The 2-jaw universal puller is used for extracting bearings, gears, and discs in all common sizes for crafts, workshops, and industry. It can loosen any component that sits on a shaft and is freely accessible from the outside. Equipped with robust and adjustable standard jaws, the puller all-rounder ensures particularly safe, non-destructive disassembly when performing external extraction as well as internal extraction.

APPLICATION AREA

For pulling off bearings, gears and pulleys

BENEFIT

- The screw connection allows easy loosening and particularly tight fastening of the jaws with an allen key
- Application also for eccentric components through freely movable, sliding jaws on the crossbar.
- Hexagonal profile on the crossbar for secure counter-holding
- Variable adjustment to any spread between 15 mm – 520 mm
- Shear-safe suspension of the claw in the sliding piece (ARMLOCK Technology)
- Safe positioning of the spindle through a rotatable spindle tip on both smooth surfaces and during centering (SWITCH Technology)
- Optional convertible from an external puller to an internal extractor by reversing the jaws.
- Anti-slip safety (spindle neck) at the spindle head for safe working with socket wrench.
- Spindle run-out to protect the thread

OPERATION

- Place the puller jaws from the outside onto the part to be pulled off
- Slide the claws under the component
- Use a wrench to secure the jaws
- Manually pull the spindle for fixation
- Set the hexagon at the spindle head in motion with a ratchet or a box wrench until the component is released

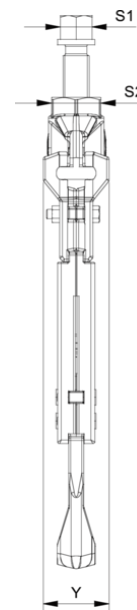
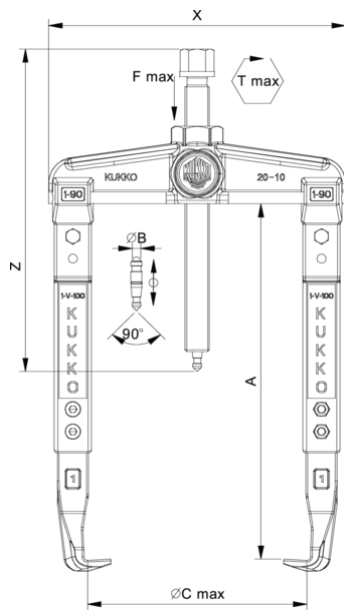
MASTER DATA

GTIN [EAN]	4021176009761
Country of origin	DE
Case material	Tool steel
Series	20-Classic
Net weight [kg]	14 kg
Package contents	1 piece
Packaging Act	PAP 21
Global sales capability given	Yes (REACH, RoHS, POP, PROP65, TSCA)

SPARE PARTS

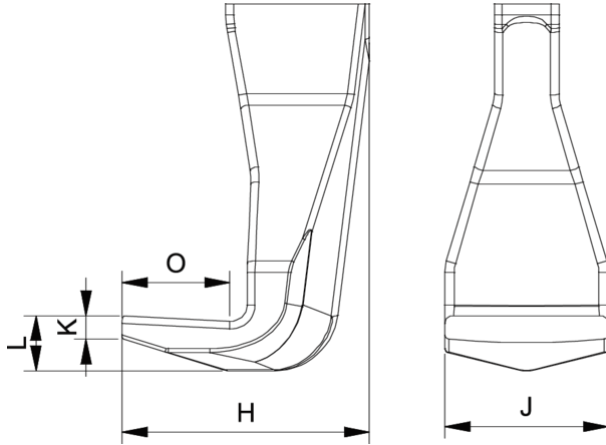
- 20-4-T_crossbar for 20-4
- 3-Standard-jaws
- 633370_Double-sided spindle tip
- 633400_Mechanical pressure spindle

2-jaw universal puller, up to 520 mm spread, 209 mm reach

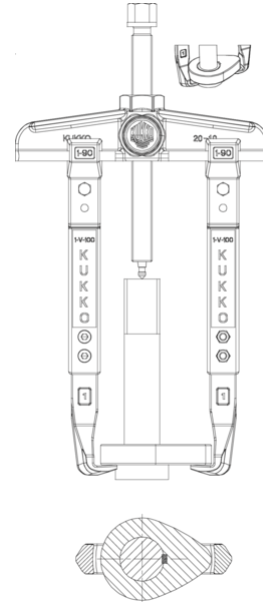


Abbreviation	Attribut	Wert
X	Total width [mm]	600 mm
Y	Total depth [mm]	85 mm
Z	Total height [mm]	451 mm
A	Clamping depth outside pull-off [mm]	209 mm
S1	Width across flats [mm]	36 mm
Cmin	Span outside pull-off (min.) [mm]	15 mm
Cmax	Span outside pull-off (max.) [mm]	520 mm
K	Hook root thickness at the tip (claw thickness K) [mm]	4 mm
J	Hook base width (claw width J) [mm]	35 mm
O	Hook base depth usable (claw depth usable O) [mm]	32,5 mm
H	Total hook root depth (total claw depth H) [mm]	67 mm
L	Total claw thickness (L+1mm) (claw distance to base surface) [mm]	20 mm
Emin	Span inside pull-out (min.) [mm]	200 mm
Emax	Span inside pull-out (max.) [mm]	590 mm
Tmax	Max. torque [Nm]	400 Nm
Fmax	Max. tractive force [t]	12 t
Fmax	Max. tensile force [kN]	120 kN

Abbreviation	Attribut	Wert
X	Total width [mm]	600 mm
Y	Total depth [mm]	85 mm
Z	Total height [mm]	451 mm
A	Clamping depth outside pull-off [mm]	209 mm
S1	Width across flats [mm]	36 mm
Cmin	Span outside pull-off (min.) [mm]	15 mm
Cmax	Span outside pull-off (max.) [mm]	520 mm
K	Hook root thickness at the tip (claw thickness K) [mm]	4 mm
J	Hook base width (claw width J) [mm]	35 mm
O	Hook base depth usable (claw depth usable O) [mm]	32,5 mm
H	Total hook root depth (total claw depth H) [mm]	67 mm
L	Total claw thickness (L+1mm) (claw distance to base surface) [mm]	20 mm
Emin	Span inside pull-out (min.) [mm]	200 mm
Emax	Span inside pull-out (max.) [mm]	590 mm
Tmax	Max. torque [Nm]	400 Nm
Fmax	Max. tractive force [t]	12 t
Fmax	Max. tensile force [kN]	120 kN



Abbreviation	Attribut	Wert
X	Total width [mm]	600 mm
Y	Total depth [mm]	85 mm
Z	Total height [mm]	451 mm
A	Clamping depth outside pull-off [mm]	209 mm
S1	Width across flats [mm]	36 mm
Cmin	Span outside pull-off (min.) [mm]	15 mm
Cmax	Span outside pull-off (max.) [mm]	520 mm
K	Hook root thickness at the tip (claw thickness K) [mm]	4 mm
J	Hook base width (claw width J) [mm]	35 mm
O	Hook base depth usable (claw depth usable O) [mm]	32,5 mm
H	Total hook root depth (total claw depth H) [mm]	67 mm
L	Total claw thickness (L+1mm) (claw distance to base surface) [mm]	20 mm
Emin	Span inside pull-out (min.) [mm]	200 mm
Emax	Span inside pull-out (max.) [mm]	590 mm
Tmax	Max. torque [Nm]	400 Nm
Fmax	Max. tractive force [t]	12 t
Fmax	Max. tensile force [kN]	120 kN



Abbreviation	Attribut	Wert
X	Total width [mm]	600 mm
Y	Total depth [mm]	85 mm
Z	Total height [mm]	451 mm
A	Clamping depth outside pull-off [mm]	209 mm
S1	Width across flats [mm]	36 mm
Cmin	Span outside pull-off (min.) [mm]	15 mm
Cmax	Span outside pull-off (max.) [mm]	520 mm
K	Hook root thickness at the tip (claw thickness K) [mm]	4 mm
J	Hook base width (claw width J) [mm]	35 mm
O	Hook base depth usable (claw depth usable O) [mm]	32,5 mm
H	Total hook root depth (total claw depth H) [mm]	67 mm
L	Total claw thickness (L+1mm) (claw distance to base surface) [mm]	20 mm
Emin	Span inside pull-out (min.) [mm]	200 mm
Emax	Span inside pull-out (max.) [mm]	590 mm
Tmax	Max. torque [Nm]	400 Nm
Fmax	Max. tractive force [t]	12 t
Fmax	Max. tensile force [kN]	120 kN